



As the Wood Turns

The monthly newsletter of the Chicago Woodturners



"Celebrating our 21st year as a Chapter of the American Association of Woodturners"

April Highlights:

- Peppermill Demo
- Gary Gardner demonstration
- Understanding Wood Finishing, page 3
- Gardner class information, page 4
- Past President's Challenge, page 6
- A Closer Look, page 8

Next Meeting:

**April 8, 2008
7:00PM**

**Woodcraft Supply
1280 E. Dundee Rd.
Palatine, IL
847-776-1184**

Regular Features:

- Curls from the President's Platter, page 2
- Committee Updates, page 4
- At the Next Meeting, page 5
- News and Views from the AAW, page 6
- Members' Gallery, page 7
- Upcoming Events, page 8
- For Sale Items, page 8

Jason Swanson Peppermill Demonstration

Clint Stevens



Quiz time. What has been used as a medieval medicine, used to cover the taste of spoiled

ale, and has even been found up Pharaoh Ramses II's nose? Additional hint: Jason Swanson makes stunning mills to grind this herb. Right, it's pepper!

For anyone who hasn't yet met Jason, he's a newer Chicago Woodturners member, but no stranger to woodturning. At our March meeting, Jason gave us an excellent demonstration on construction of a segmented peppermill. Jason uses a staved blank method alternating contrasting woods to produce a striking peppermill that Julia Child would have been proud to own. Construction was detailed in 35 steps with the

aid of illustrated posters, prepared blanks, and unglued staves. The preparation of staves for these peppermills is a critical step. Jason explained the geometry involved as well as the use of a Wixey digital angle gauge for setting his table saw to a tolerance of one tenth of a degree. As a measure of Jason's success, Woodcraft had a run on Wixey gauges the very next day. Any potentially



puzzling method was carefully explained. This included the glue used, an odd-sized Forstner bit, and finishing suggestions.

Jason continued his explanation and demonstration of the 35 steps until he presented a finished peppermill to his grateful audi-

ence. Like the execution of a grand fan



dance, at the end of the presentation, there was little mystery left. Jason has the rare ability to not only instruct, but inspire participants to try their hand at their newly learned skill. The standing room only crowd of attendees had little doubt that they had been expertly instructed, and their own segmented peppermill was just a matter of time.

For those of us who want to at least look like master chefs, Jason's demonstration can help us have the hottest looking peppermill in town.

Nick Cook's website has an excellent article on peppermill construction: www.nickcookwoodturner.com/articles.htm

Gary Gardner: Demonstrating on April 5, 2008



This is your last reminder

for Gardner's demonstration on April 5. Gary's demo will concentrate on natural-edged forms, and the many ways to use the bowl gouge.

An experienced teacher and demonstrator, Gary will teach us the tricks and techniques to create bowls and vessels that showcase the beauty of the wood. Gary promises to create art from "junk" wood.

The demo starts at 9:00 am on Saturday, and admission is \$25.00. Join us for a demo designed for turners of all levels, from new to advanced.

See page 4 for information on Gary's hands-on classes

Curls From the President's Platter

At the March club meeting I brought to the gallery review two sea urchin Christmas ornaments. After the meeting several people came up and asked me about some of the details in making them. Thanks to those people, I have something to write about this month. This isn't easy trying to come up with an article every month.

Let me give you a few of the details I used to make them. One of the things that is often overlooked when attaching something to wood is that the coefficient of expansion of wood is much higher than most other materials and especially fragile ones, like glass or seashells. So instead of using a hard, rigid glue like CA, I looked at all of the glues at Menards to find something that would give a flexible bond to allow the wood to move without breaking the sea urchin. I settled on a product called "Power Poxy Stix-On Contact All Purpose Adhesive." I chose it for two reasons: first, it gives a flexible bond and second, by opening and closing the joint

after you apply the glue, it creates a sticky bond which means you can hold it for 30 seconds and it bonds without clamping. An additional bonus is that it is thick enough to be gap-filling to accommodate the surface irregularities of the sea urchin.

Before bonding, I used a Foredom tool (a Dremel tool works just as well) with a cylindrical stone bit to make the holes in the sea urchin round. Then I turned the finials to match. But be gentle, since this is a fragile material. Bob Rosand recommends spraying the sea urchins with a lacquer to make them less fragile, but I didn't want to change the tactile feel of the piece, so I didn't do that. It may not affect it that much, so it's your choice. Good luck and take your time.

Another suggestion I made at the meeting, was how to cut grooves on the bottom of a bowl or vessel. I made a pyramid tool out of a 1/4" diameter drill rod. For those of you who are not familiar with this tool, it has a round shaft with 3 equally spaced flat surfaces

around the circumference coming to a point at the tip of the tool. This creates a sharp edge at the intersection of the surfaces (I grind this angle



to approximately 45°), which does a good job of cleanly scraping the wood on both sides of the cut when you push it straight into the wood to create the groove. I used to use a skew chisel on its side this way, for the same reason. I think the pyramid tool works better, because it is narrower and sharp on both sides. It also works on cutting grooves on spindles. Give it a try; I think you'll like it.

For instructions on making a 3-point tool: <http://aroundthewoods.com/three.shtml>

For a video on using the tool: www.woodturner.org/resources/videos/2005_fall_point_tool.wmv

Phil Brooks



Phil Brooks

The CWT Library has tools and equipment which members may check out.

The list includes:

- **Jet Mini lathe with stand, chuck & accessories**
- **Arbortech Grinding tool**
- **Detail Master pyrography set**
- **Sorby Texturing tool set**
- **Escoulen Eccentric chuck**
- **Turbine HVLP spray kit**
- **HVLP spray gun**

To check out equipment (30 days, max.), see Don McCloskey.

Proposed changes to the CWT By-Laws will be voted on at the April 8, 2008 meeting

The proposed changes presented by the CWT Board at the March meeting with revisions, will be voted on by the membership in attendance at the April 8, 2008 meeting. See pages 9 and 10 for the text of the proposed revised By-Laws. The text of the existing By-Laws and a comparison is posted on the CWT website forum.

Editor's Notes

When I started editing "As the Wood Turns" in January, I thought I had once again bitten off more than I could chew. The task of assembling an entertaining newsletter was more difficult than I had imagined. My thinking followed the lines of: "make a template, then just fill in the articles each month." Sounds so simple even a woodturner could do it, right? It's a big project, folks, and after three issues I was starting to regret my "rampant volunteerism." Phil Brook's statement in the Curls above regarding writing a monthly column rings very true to me. Now, make it a dozen columns! To my great joy and relief, fellow

CWT members are contributing articles, information, photos and calendar events. Their contributions are essential to your newsletter's monthly publication and your Editor's mental health, not to mention peace in the Shotola household. Every email and phone call requesting information, pictures and articles has been cheerfully answered by you, the membership. In a few cases, you have given me pause, such as the email from Clint Stevens (author of the page 1 article on Jason Swanson) stating Clint's preference for unfinished or "naked" turnings, along with an attachment titled: "Kilt". I spent a few moments in reflection before I

opened that photo. Our proposed finishing discussion caused Andy Kuby to write a fine book review on Bob Flexner's new book. His submission was unsolicited, and came at just the right time, one day before my publishing deadline. Andy has been a CWT member since December of 2000, and has served as Membership Chairman for nearly the entire time. His thoughts on finishing and half-full cans of varnish echo my own. Perhaps I need to read the book as well. My point is that your input makes for a better newsletter, and I welcome all submissions, in any form. Even pictures of men wearing...

Paul Shotola


Submission guidelines:

Articles should be 125-200 words. Have a longer article? Contact the Editor. We'll work it out. Photos should not be embedded, but sent as attachments to the article. This makes editing much easier. Please, no double spacing after punctuation. Let the computer do it!


Book Review: Understanding Wood Finishing by Bob Flexner

Andy Kuby

In February, we announced a new column titled "Survey Says," and posed the question "what is your favorite finish for decorative bowls?" Response was small, but the comments interesting. The question caused Andy Kuby to take a closer look at his finishing techniques. That closer look led Andy to this book.



Understanding Wood Finishing is available at Woodcraft.com and on Amazon.com for under \$20.00



Bob Flexner is an author, teacher and champion of "truth-in-labeling" for wood finishes

After questions last month regarding finishing and my admission that I was totally winging it, I sought out the "Bible" of wood finishes, which has been recently updated: Understanding Wood Finishing by Bob Flexner, published by Reader's Digest, \$29.95. First issued in 1994, this is an excellent base course in the how and the why of wood finishes. The author has spent over 20 years running a woodworking and restoration shop, hosted a call-in radio show on finishes, made award-winning videos on furniture repair and restoration, taught finishing seminars and written over 300 wood-finishing articles in addition to being the editor of a professional restoration magazine and the author of the first edition of this book. He knows the territory.

A quick look at the table of contents shows the depth of coverage:

- | | | |
|-------------------------------|---------------------------------|--------------------------------|
| • Why Finish Wood | • Introduction to Film Finishes | • Advanced Coloring Techniques |
| • Preparing the Wood Surface | • Shellac | • Finishing the Finish |
| • Tools for Applying Finishes | • Lacquer | • Finishing Different Woods |
| • Staining Wood | • Varnish | • Caring for the Finish |
| • Oil Finishes | • Two-Part Finishes | • Repairing Finishes |
| • Wax Finishes | • Water-Based Finishes | • Exterior Finishes |
| • Filling the Pores | • Choosing a Finish | • Removing Finishes |

Each chapter includes multiple photos, charts, tips, sidebars (i.e. Making your own paste wax) and a continuing feature debunking common finishing myths. For instance, most "Tung Oil" finishes contain no tung oil, in fact tung oil by itself is a relatively inefficient and poor finish. Or, virtually any finish can be considered "food safe" once it is fully cured.

Once you understand a bit of the science behind the various finishes, which this book describes quite well, successful application becomes much easier. The book could not increase the amount of patience I have with curing times but it did tell me why I had to wait (and how long).

The information presented makes it possible for me to intelligently choose a finish to match the project and the intended use. More importantly, common finishing problems, and the solutions, are adequately covered, in text and photos. Diagnosing problems before the piece gets to the gallery table just got a lot easier, and the fix isn't always "start-over."

My shop has more unmarked, half-empty, skinned-over jars of finishes than I care to admit, all saved because I just might use them again. With what I'm learning I can get rid of them all and concentrate on what really works.

Now I just have to find a recycling center for the hazardous waste....

Symposium Updates

This past month, a number of behind-the-scenes activities have been going on. While not terribly interesting on the surface, these tasks are essential to the success of the symposium.

I've been a four-state traveler, visiting turning and woodworking clubs to spread the gospel of *Turn-On! Chicago*. To enhance my presentations, I created a Power Point show to help illustrate the important elements of the symposium. Photos of the demonstrators and their work, pictures and maps of the St. Mary of the Lake campus, and other key points are included. The slide show will be running (thankfully without my narration) before the April meeting. It will be shown on our new DLP projector, a recent purchase by the symposium committee. This projector will be used at the symposium, and at our monthly club meetings and demonstrations. We had been borrowing an LCD projector from Duro-Chrome Industries, Don McCloskey's generous employer. I think you'll be

pleased with the quality of the video at the meetings and demos. Wait till you see it at the symposium, twenty feet wide!

A simple contract for our demonstrators has been developed, using input from the AAW and pro demonstrators. Discussions with the demonstrators told us that they prefer to have all of the Chapter (or symposium) expectations in writing. These contracts will be mailed this coming week.

Contracts are also in the mail to Trade Show vendors. Bob Fernstrom has a great lineup of vendors, including tool and equipment vendors, and wood suppliers. Need a piece of Unobtainium burl? You're covered.

The TOC committee visited the St Mary of the Lake campus, planning such exciting projects as "how many chairs do we need, and how do we want them laid out in each room?" Boring, yes. Important, very much so. These are the details that make the event a pleasure for you to at-

Paul Shotola

tend. We gave attention to such seemingly mundane issues as: extension cords, work lights, attendee traffic patterns, wheel chair access, even the width of the elevator door. Details? How many men's room vs. lady's room stalls are there? How many will become, well, *unisex*? We're trying to think of everything, and everything makes for a big list.

The committee is comprised of a hard-working, thoughtful group, with everyone working towards a common goal of a successful symposium. Our definition of successful is: "Yes, I'd come to the next symposium." We'll keep you posted on our progress. By the way, current registrations are approaching the 50% mark, a surprising number so early in the year. If you have been waiting for a good time to register, that good time is now.

**None, thankfully*

To register for the symposium, log on to www.chicagowoodturners.com
Or call Jan Shotola: 847-412-9781



**Midwest
Woodturning
Symposium
July 25, 26, 27
Mundelein, IL**



**University of
St. Mary of the
Lake**

Membership News: Who's New

As of the March Meeting we have 156 paid up members, 86 of which actually attended.

Welcome our newest member, Chuck Svazas. Chuck is from LaGrange Park, Illinois, and discovered the CWT at the Odeum Wood Show a few years ago. Warmer

weather will provide more lathe time in his garage-based shop.

Three visitors joined us at the March meeting:

Roger DeRose, Racine, WI
Larry Fabian, McHenry, IL
Andrea Lee, St. Charles, IL

Andy Kuby

As part of our annual Spring Housekeeping, former members (that is, those of you who have not paid your 2008 dues) will be removed from the roster and mailing list. Dues can be brought to the April meeting or mailed to Andy Kuby.

Hands-on Classes with Gary Gardner

April 6, 7 & 8

Hands-on classes with Gary Gardner will be Sunday, April 6, Monday, April 7, and Tuesday, April 8, at our meeting space in Palatine. 3 one-day sessions are scheduled, with a limit of six students each day. Emphasis is on bowl turning, especially natural-edged forms. Tuition is \$85.00. To register, contact Jan Shotola, 847-412-9781 or jshotola@yahoo.com

On the Raffle Table

Gary Rotramel

Since we started the "bring-back" portion of the monthly raffle last year, it has become one of the most interesting and fun parts of our meetings.

Each month, the winner of the "bring-back" item returns with an item that he/she has made for the

next month's raffle. Last month, Earl Weber brought in a nice segmented piece as the previous month's winner. Every month there is a donation from one of the club members of something they have made, in addition to what is brought in for the gallery table. Make sure you

stop by the raffle table for a look, and pick up a ticket to win a finely-made turning.

A sincere thanks goes out to all of our members who have donated a piece for the "bring-back." We're always glad to see our members' work.

Earl Weber's "bring-back" piece, 136 pieces of maple, walnut and poplar, plus air space.



Raffle tickets are 6 for \$5.00 and the value pack buys 13 tickets for only \$10.00. Support the raffle, and you support the CWT.

At our next meeting

Carole Floate will be our demonstrator. Carole's work has been featured in many art shows, and she frequently teaches turning classes at Woodcraft, both in Palatine and Woodridge. She will be demonstrating at Turn-On! Chicago 2008 in July, and also is coordinating the symposium instant gallery.

Glenn McMurray will conduct the gallery review. Glenn has the artist's eye and the skill at the lathe to help us all become better turners through his review. In 2001, Glenn demonstrated the making of a Trembleur. His article is available at: <http://www.chicagowoodturners.com/gmcmurrayoct2001.htm>.

We will vote on the proposed by-law changes (see pages 9 & 10) at the April meeting. Hands-on practice for Symposium room assistants will begin, as the RA's take a turn at the video cameras and set-up procedures. Of course, we'll have great items on the raffle table as well. We hope to see all of you there.

April 8, 2008



**Marbled Platter by
Carole Floate**

Club Demonstrators and Gallery Reviewers

Paul Pycik

	Demonstrator	Subject	Gallery
May	Rich Fitch	Prairie Grass Vases	Phil Brooks
June	Fred Gscheidle	Basket Illusions	Steve Sinner
July	Roy Lindley	Coloring & Finishing	Tom Waiscekauskas
August	Dave Neybert	Turning Tools	Chuck Young
September	Don McCloskey	To be announced	Dan & Marie Anderson
October	Josh Connan	To be announced	Pixie Eslinger
November	Phil Brooks	Safety Overview	Paul Shotola
December	Holiday Party		

"The challenge of turning something just beyond your skill level is, to me, a big part of the joy of turning."

*Glenn McMurray,
2001*



**Glen McMurray avec
un trembleur**

Meeting Minutes: March, 2008

Marie Anderson

Phil Brooks opened the meeting at 7:00 with a review of the house rules, and introducing the "House Rules Board," noting that the house rules information will be posted on this board and will no longer be reviewed at each meeting to expedite the meeting.

Phil announced that there are many free woodworking magazines on the far end of the table for anyone who is interested. Take what you want or they will be tossed. There are also Craft Supplies catalogs available for your use.

Tonight's demo will be Jason Swanson turning segmented peppermills.

John & Pixie Eslinger were scheduled to conduct the gallery review, but could not make it so Paul Pycik and Roy Lindley substituted.

Phil announced that Gary Gardner from Georgia will be doing an all-day demo for CWT on Saturday, April 5th for the bargain price of \$25. There will also be Hands-on classes available on April 6th and 7th ([Ed.] and April 8). Cost for the

hands-on class is \$85.00 per class. Contact Jan Shotola for availability and registration.

Don McCloskey stated he is looking for wood for these demos. He needs 12-8" dia. logs and 4-6" dia. logs (green wood). If you have any available, please contact Don at 847/420-6978.

Phil made a presentation regarding the proposed changes to update our current by-laws, reviewing each change. There was discussion of these changes and it was announced that the members in attendance at the April meeting would be voting on acceptance of the revisions.

Paul Pycik updated all in attendance on the progress of donations for TOC 2008, including AAW educational grant of \$1000.00, AAW Anniversary Gouge, a 5-day workshop from Craft Supplies and commitments for 24 artist pieces among other items.

Paul Pycik also announced to all in attendance who belong to other woodworking clubs that they should be aware that we are solic-

iting sponsorship from other clubs for TOC 2008. Anyone who thinks these other clubs might be interested, please contact Paul Pycik with contact information for these clubs.

Marie Anderson announced that we are looking for room assistants for TOC 2008 giving a quick job description. Bill Robb passed around a sheet to sign-up as a Room Assistant.

Bill Robb announced he was also passing around a sign-up sheet for club night clean-up teams.

Andy Kuby announced that as of this meeting we have 156 paid members and there were 3 visitors this evening. If you have not paid your dues, you should do so NOW!

Raffle was held. Earl Weber turned a lovely open segmented Vase as the "bring-back" item and it was won by Don McCloskey.

Respectfully submitted,

Marie Anderson

[Ed.] Note: The wood for the classes and demonstration has been procured.

Clean-up volunteers:

April: Clint Stevens & Duaine Hietpas

May: Herb Heden & Dave Bucholz

June: Kate Rowe & Scott Barrett

July: John Parkes & a volunteer

August: Dennis Sullivan & another volunteer

To volunteer your help, contact Bill Robb at 847-931-1876 or akmtns1@comcast.net

Friends of Phil Brennon

Former AAW President Phil Brennon is an inspiration to many in the woodturning world.

You may know Phil from his five years as an AAW board member and two years as AAW president. Or as the accomplished turner and teacher from Arizona. Maybe as a co-owner of Van Gogh's Ear, a crafts gallery in Prescott. Or from one of his sparkling articles in American Woodturner or WOOD magazine.

One thing for sure: If you know Phil, you know a person who makes the most of each day, and you have been inspired by his determination. Phil's mobility challenges began in

1982 with an ill-performed chiro-practic procedure. Phil has since endured eight surgeries on his neck and hips. A ninth surgery in 2007 brought Phil to life's edge. A surgical team performed an emergency 10-hour procedure to de-tether his spinal cord. Following this surgery, Phil was paralyzed from the neck down. He then spent 107 days in the hospital.

Now at home, he spends nine hours a week with therapists to regain movement. Because he is a quadriplegic, Phil uses a high-tech wheelchair that he steers with his head via sensory pads.

Phil and his family are optimistic

From the AAW website

that he will regain movement in his hands and legs with time (doctors say it can take up to two years). In recent weeks, Phil has had occasional mobility in his left arm and sporadic movement in both feet, which is encouraging.

In spite of healthcare insurance, the uncovered medical and therapy expenses have exhausted the Brennon finances. For example, by the end of May, Phil will have depleted the therapy allotments for 2008.

To help meet expenses not covered by insurance, a "Friends of Phil" checking account has been set up. Please do what you can to help a fellow woodturner.

Turnings by Phil Brennon



The "Friends of Phil Brennon" article is condensed from the AAW website. For the original text, go to: www.woodturner.org/news/philbrennon.pdf Instructions for individual donations may be found on the AAW website.



Past President's Challenge 2008

Paul Shotola

Many of us are familiar with the astronomical costs of home health care and rehabilitation services, possibly first-hand. We can all relate to Phil Brennon's situation, and wish we could help. We can help.

All of us have excess wood and supplies, unused machinery and tools that we never use but "had to own." My challenge to you, fellow woodturners, is to convert those surplus items into cash to help Phil Brennon with his therapy to walk or use his hands once again. I promise that, for us, it will be painless.

Here's how we can help:

As your Past President, I'm charged with developing challenges to the CWT membership that will improve turning skills. This challenge to you may return Phil Brennon's turning capability to him.

From now through the June 10 meeting, round up your excess items, place a free "for sale" ad in this newsletter and CWT website, and then (and this is the part that helps) donate the proceeds (or a significant portion) to the "Friends of Phil" account. Remember, you're selling items you weren't

using anyway.

Sellers, put a fair price on your goods. Don't give it away.

Buyers, pay a fair price for items that you will put to use in your shop.

Remember, all proceeds will go to help Phil Brennon's rehabilitation. This challenge will run through the June 10, 2008 meeting, culminating with an auction of small items (hand tools, wood, etc.) on that date.

I will start this challenge with the offer of selling a Delta dust collector and a Ring Master, with all proceeds going to the "Friends of Phil" account. See page 8 for the advertisement. Consider



Phil in better times, shavings flying

Checks for purchases should be made out to the Chicago Woodturners. The CWT will collect those checks and make a deposit to the "Friends of Phil" account after the June 2008 meeting.

Chicago Woodturners Board of Directors and Committee Chairs 2008

President	Phil Brooks	847-548-6477	brookspil@sbcglobal.net	1052 Cheswick Dr	Gurnee, IL 60031
Vice President	Paul Pyrcik	630-963-9173	pppyrcik@aol.com	6108 Ivanhoe Ave.	Lisle, IL 60532
Secretary	Jan Shotola	847-412-9781	jshotola@yahoo.com	1865 Western Ave.	Northbrook, IL 60062
Treasurer	Dave Forney	847-639-6429	dave_forney@hotmail.com	707 Laurel Lane	Cary, IL 60013
Past Pres., Newsletter Editor	Paul Shotola	847-412-9781	p.shotola@comcast.net	1865 Western Ave.	Northbrook, IL 60062
Membership	Andy Kuby	847-317-1841	kubywinslow@comcast.net	2945 Cherokee Lane	Riverwoods, IL 60015
Librarian	Bob Fernstrom	847-202-0175	rfernstrom@comcast.net	863 W St John's Pl.	Palatine, IL 60067
Raffle	Gary Rotramel	630-377-5871	garyrotramel@yahoo.com	6N860 Crane Road	St Charles, IL 60175
Webmaster	Chuck Young	847-776-9966	chuck.young@comcast.net	935 N Fairway Drive	Palatine, IL 60067
Tools & Equipment	Don McCloskey	847-872-4781	mccloskey@ameritech.net	2028 Gilboa Ave.	Zion, IL 60099
Demonstrations	Binh Pho	630-365-5462	toriale@msn.com	48W175 Pine Tree Tr.	Maple Park, IL 60151

Members' Gallery

The gallery and review can be an important learning tool for all of us, even if our own work is not on display (although it should be). Earl Weber (see page 4 for his fine "bring-back" piece) tells us that "the high quality and the evaluation of shapes and finish at each meeting has raised my efforts even without exposing my pieces to the critique." Members of all levels can benefit by participating in the review, so bring your work to the table. We all benefit.



Jim Brooks
Cherry



Ken Staggs
Goblets



Hugh Pearl
Grenadillo




Don Heard
South American Mara



Andy Kuby
Ash Box with Ink



Jim Wickersham
Walnut & Purpleheart



Bill Brown
Osage Orange



Dave Bucholz
Walnut



Darrell Rader
Walnut & Dye



David Bray
Madrone



Bob Barbieri
Walnut Peppermill




Clint Stevens
Ramon Burl



Phil Brooks
Boxwood & rosewood



Dave Bucholz
Birch



Scott Barret
Boxwood



Richard Dluogo
Crabapple

Editor's Choice



Carl Miller

This nice bowl in cherry is a great example of using one's imagination to create a very interesting piece.

Notice how the overall shape of the vessel is repeated in the inlay on the upper right shoulder. I like to think that Carl did this intentionally, and I'm not going to ask him outright.

Carl finish-turned the outside before cutting large slices off with the band saw. After gluing on the veneers of white oak and rosewood and the cut-offs, he finish-turned the outside before hollowing.

Each month, your Editor will select a Gallery turning that he feels showcases a unique design feature, technique or use of material. Selection is purely personal and arbitrary, and probably won't reflect the opinions of anyone but the Editor.



As the Wood Turns

The monthly newsletter of the
Chicago Woodturners

Paul Shotola, Editor
1865 Western Avenue
Northbrook, IL 60062
Phone: 847-412-9781
Fax: 847-412-9784
Email: p.shotola@comcast.net

Monthly meetings are held on the 2nd Tuesday of each month from 7:00 pm till 9:30 pm
Woodcraft Supply
1280 Dundee Rd.,
Palatine, IL
847-776-1184
Guests and visitors are welcome

Visit our website:
www.chicagowoodturners.com
for more gallery photos, past newsletters, expanded calendar and late-breaking news.

Membership in the Chicago Woodturners is available to anyone wishing to increase their turning skills through education, discussion and critique. Annual dues are \$25.00 for a single membership and \$35.00 for a family. Visit our website for an application or contact:
Andy Kuby, Membership Chairman

The Chicago Woodturners is a chapter of the American Association of Woodturners (AAW). Visit their website for more information.
www.woodturner.org

A Closer Look

An examination of the art, the turner, and the techniques of a fine turning

This is one of two vases Jerry has made. The first one was for his wife, Carol. This example has been generously donated to the Turn-On! Chicago 2008 Symposium auction.

Starting with a 12" disc of maple, Jerry sawed it through the center, and after hollowing the inside, glued the two halves back together to finish-turn the outside profile. Jerry says there is more money and labor in the ebony stand than in the vase itself. The stand is hand-carved to allow the bottom of the vase to protrude through the stand.

The Chicago skyline is a favorite view for the Howard family, and was laser engraved by The Finer Line in Schaumburg.

Credit is due Jerry's daughter-in-law, Karin, for the flower arrangement that completes a fine example of art, turning and imagination.



**Jerry Howard
Maple & Ebony**

Upcoming Events

News of Art Shows, classes, turning symposia, and other events of interest

April

- Gary Gardner demonstration, April 5, Chicago Woodturners at Woodcraft Supply
- Gary Gardner Hands-On classes, April 6,7&8, CWT at Woodcraft Supply
- Dick Sing demonstration, April 20, Grundy Woodworkers Club, Morris, IL. Email: steinb@cbcast.com

May

- Nick Cook 2-day demo, May 17&18, Traverse City, MI, Email: lyle@lylejamieson.com
- Utah Woodturning Symposium, May 22-24, Utah Valley State College, Orem, UT

June

- American Association of Woodturners Symposium, June 20-22, Richmond, VA

July

- Turn-On! Chicago 2008, Woodturning Symposium. July 25-27, Mundelein, IL

August

- Hammer In' 2008, August 2 &3, John Deere Historic Site, Dixon, IL

September

- Mark Sfirri demonstration and classes. Sep 12-14. Details to be announced.

November

- Michael Hosaluk demonstration and classes. Nov 1-4. Details to be announced.
- SOFA Chicago. Nov 7-9, Navy Pier

December

- Empty Bowls. Dec 6, Oakton College

For Sale

Proceeds to benefit the "Friends of Phil" account. See page 6 for details

Delta dust collector, 1 hp., 2 stage portable unit. As new condition. \$100.00 minimum bid.
Ring Master unit. Seems to be complete, but I'm unfamiliar with Ring Masters. Appears to be sized for a Shopsmith, but can be adapted to your lathe. \$100.00 minimum bid.

Both items will be at Woodcraft on April 5 (Gardner demo) for inspection. Contact Paul Shotola for details.

Proposed Revised CWT By-Laws

I. Organization

Chicago Woodturners (CWT) is a not-for-profit club organized to promote and encourage interest and education in the art and craft of woodturning.

II. Membership

Membership is open to anyone wishing to increase his or her skill levels and knowledge through education, discussion and critique. There shall be an annual membership fee as determined by the Board of Directors. While not a requirement for membership in the CWT, membership in the American Association of Woodturners is strongly encouraged.

III. Affiliation

The CWT is an affiliate chapter of the American Association of Woodturners.

IV. Meetings

The CWT shall meet monthly on a day, time and place as established by the membership. The schedule of the meeting dates, times and locations shall be published in the club newsletter and on the club website.

V. Quorum

Inasmuch as the CWT shall conduct its business at these meetings, those in attendance shall constitute a quorum. A simple majority of the quorum shall be required to pass on all business issues.

VI. Governance

The CWT members shall elect a President, Vice-President, Secretary and Treasurer. Details of the election process are given in Article VII. The CWT shall be governed by a Board of Directors, comprised of the elected officers and the most recent past president. The CWT Board of Directors shall meet at least quarterly, or more often if required, at a day, time and place as established by the Board. Members of the Board should receive at least two weeks advanced notice for all quarterly board meetings.

All members of the Board must be members in good standing in the Chicago Woodturners and the American Association of Woodturners.

The Board of Directors shall be empowered to act on behalf of the CWT at those times when the general membership is not in session. A majority of the Board members must be present to create a quorum and a majority of this quorum is needed to pass any issue brought to a vote.

VII. Elections

The officers shall be elected for a period of two (2) years. The term shall begin on the 1st of the calendar year and shall continue until December 31st of the second subsequent year. Nominations for upcoming vacant positions on the Board of Directors will be held in October. Selected candidates shall provide an article outlining their background and objectives for the CWT that will be published in the November issue of the newsletter. Elections shall take place at the December meeting by secret ballot or in the case where there is a single candidate for that office, by a voice vote or a show of hands.

In order to facilitate an orderly transition and to preclude a mass change of leadership, two (2) positions shall be elected every year. The President and Secretary shall be elected for a two (2) year term starting on the even years. The Vice-President and Treasurer shall be elected for a two (2) year term starting on the odd years.

An officer may succeed to that elected position for no more than three (3) consecutive two (2) year terms.

VIII. Officers and Responsibilities

Listed below are the elected officers and their duties and responsibilities.

President: The President shall be the principal executive officer of the club. His or her duties and responsibilities include organizing and conducting all club and Board of Directors meetings, managing and supervising all business transactions and assigning additional responsibilities or duties to other Board members as needed.

Vice-President: In the absence of the President or in the event of his or her death or inability, or availability to act, the Vice-President shall perform the duties of the President. When so acting, the Vice-President shall have all the powers of and be subject to all the restrictions upon the President. In addition, the Vice-President shall be responsible for obtaining gallery reviewers and in-house demonstrators for the monthly club meetings. The Vice-President shall also perform such other duties as from time to time may be assigned to him or her by the President.

Secretary: The Secretary shall keep the minutes of the club and the Board of Directors meetings in one or more books provided for that purpose and see that these minutes and all other notices are duly published in the CWT newsletter. In general, the Secretary shall perform all duties incident to the office of Secretary and such other duties as from time to time may be assigned to him or her by the President. In addition, the Secretary shall maintain the "Policies and Procedures" handbook as defined in Article XI of this document.

Treasurer: The treasurer shall collect all membership fees from the Membership Chairman and all other monies belonging to the club. He or she will be responsible for keeping current and accurate records of all monies and provide adequate records for a tax consultant to file annual tax returns. The Treasurer shall keep such funds as may accumulate in a recognized legal banking facility.

The Treasurer shall provide a monthly summary report to the membership on the state of the finances of CWT and a detailed financial report to the Board of Directors at the quarterly meetings. In general, the Treasurer shall perform all duties incident to the office of Treasurer and such other duties as from time to time may be assigned to him or her by the President. The Treasurer shall serve without bond.

IX. Removal from Office

Any officer, elected or appointed, may be proposed to be removed from office by the Board of Directors when it is deemed that it would be in the best interests of CWT. This would be accomplished by a two thirds (2/3) majority secret vote of the Board of Directors, followed by a two thirds (2/3) majority secret vote of the CWT members at a regular monthly meeting. Prior notice of the club vote must be given at least two weeks in advance of the meeting. Such action shall be without appeal.

Any elected officer can resign his or her position by giving two weeks written notice either in letter form or e-mail to the President.

X. Vacancies

A vacancy in an elected office because of death or resignation may be filled by the Board for the remaining portion of the term.

A vacancy due to removal from office must be filled for the remaining portion of the term by a majority vote of the members present at a regularly scheduled meeting. Prior notice of this vote must be given at least two weeks in advance of the meeting.

Proposed Revised CWT By-Laws

Note that Article XIII has been modified since last month's publication to require the signatures of two board members for any check written.

Continued from Page 9

XI. Policies and Procedures

As the need arises, policies and procedures may be written, voted upon and approved by the Board to define and document the detailed workings of the club. This handbook will provide a more flexible supplement to the by-laws. In the case of a discrepancy between the by-laws and the "Policies and Procedures" handbook, the by-laws shall take precedence. The "Policies and Procedures" handbook shall be maintained by the secretary and may be revised or added to as necessary by the Board.

XII. Other Positions and Responsibilities

Other key club positions shall be filled through appointment by the Board. The term of these appointments shall be two (2) years, renewable at the discretion of the Board. The Board also has the authority to replace appointees at any time, when it is deemed in the best interest of the club.

Since the members in these positions contribute a significant amount of time and energy to supporting the club and have a good insight as to the feelings of other club members, they shall attend the board meetings to provide their opinions on the topics under discussion. If there is a survey on an issue that will be voted on by e-mail, in place of an actual board meeting, the volunteers will be solicited as well.

These positions include, but are not limited to: Newspaper Editor, Membership Chairperson, Librarian, Tool Custodian, Demonstration Planner, Raffle Chairperson, Video/Audio Technician, Cleanup Chairperson and Webmaster. Description of their responsibilities is defined in the supplemental "Policies and Procedures" handbook described in Article XI.

XIII. Expenditures

Expenditures greater than \$100, but less than or equal to \$1000, require the approval by a majority vote of the Board of Directors or a majority vote of the members attending a regularly scheduled club meeting.

Expenditures in excess of \$1000 shall require a majority vote of the Board of Directors, followed by a majority vote of the members attending a regularly scheduled club meeting. Prior notice of this vote must be given at least two weeks in advance of the meeting.

Checks over \$100 will require the signature of the President and one other board member. Checks for less than \$100 will require the approval and signature of any two board members.

XIV. Dissolution

The CWT may be dissolved by a two-thirds (2/3)-majority vote of the membership attending a regular meeting. Prior notice of this vote must be given at least two weeks in advance of the meeting. In the event of dissolution, the Board of Directors shall, after paying or making provisions for payment of all CWT liabilities, dispose of the remaining assets in the following manner.

- A committee of the CWT, appointed by the Board, shall be established to determine the sales value of the property of the CWT.
- Values established by this ad hoc committee will be final and binding.
- Members of the CWT shall have the right of first refusal. If there is more than one buyer interested in an item, the successful buyer will be determined by a silent auction.
- Subsequent sale of CWT property shall be to the general public.
- The proceeds from these sales shall be divided equally among each of the current members. Current membership will be those members who are members in good standing when the dissolution vote was approved.

XV. Amendments

These By-Laws may be amended at any time by a two-thirds (2/3) majority of the members attending the meeting when the vote is taken. An announcement that proposed changes to the by-laws are pending shall be made two weeks prior to the meeting. Such proposed changes shall be presented and voted upon at the next regular monthly meeting. Adopted amendments shall take effect on the first of the month subsequent to the meeting at which the vote was taken.

A copy of the amended By-Laws must be filed with the national office of The American Association of Woodturners when approved.

These by-laws were amended and adopted at the regular meeting held on April 8, 2008.

Attested by:

Phil Brooks, President

Janice Shotola, Secretary

These proposed By-Laws will be voted on at the April 8, 2008 meeting.