



25 years of Art,
Craft, Technology,
and Tradition.



The Monthly newsletter of the Chicago Woodturners

May 2012

April Demo - Adding Color to Woodturning

Paul Rosen

Our demonstrator for April was Larry Fabian, who showed us how to apply color to woodturnings by using an airbrush powered by a portable air compressor. We have all admired the colored turnings by Binh Pho, Steve Sinner, and Roy Lindley. But how do they do it? Larry showed us how. He likes to use translucent, water-based paints. You will need a good airbrush, which can run you \$125.00 and more. Check out Michaels or Hobby Lobby, which sell both the paints and the airbrushes. Either one offers a 40%-off coupon, so you could buy the airbrush first, and then use the coupon to get 40% off on the air compressor. Or you can Google online sources for a broad range of brand names with complete pricing (see table).

Airbrush designs vary, but Larry prefers to use the one with a small cup on the top, as opposed to a jar with a siphon tube on the bottom. The former design uses only drops of paint, whereas the jar on the bottom tends to consume more paint. He uses his top-loading airbrush with about 12 drops of paint. The operating pressure for the airbrush is about 25 psi, and you'll need to install a drier on

the compressor, to take water out of the line. Note that these airbrushes do not come with different nozzles. It's all about the distance from your target, and how fast (or slow) you move across that target.



If you've never used an airbrush before, you can practice on newsprint, available from Hobby Lobby. Practice by making dots and then lines. The more you pull back on the nozzle, the more paint you will get from the brush. The closer you are to the target, the smaller the resulting dot (or line) will be. "Shadowing" is a technique for applying a small film of paint on the target. Practice this by maintaining the tip of the brush at 1.5 to 2-inches from the target, and swaying back and forth to cover the target. The idea is to maintain a constant distance from the target by

(Continued on page 3)

May Demo—Carved Channels in Turned Objects

In This Issue

March Demo Review	1,3
Curls from the President.	2
Club News	4
Meeting Minutes	5,6
AAW photos	7
TOC 2012	8,9
Gallery	10-12
For Sale	13
Calendar of Events	14

Embellishing our turning is a skill that we never finish learning. In May, CWT's Rich Nye will show us a few of his techniques for adding carved elements to your next turning.





President
Scott Barrett

Thanks to everyone who helped make the Ray Key demo a success.



Volunteer Services

- **Newsletter writers are always appreciated**
- **Turn on Chicago Committee needs numerous volunteers**

Presidents Curls

Spring came early to Chicago this year. We enjoyed an unusually warm and sunny March followed by an enjoyable April. I can't remember that last time I was able to walk the golf course so early in the season without having to avoid standing water. I find myself walking a lot this time of year. As I wonder through the neighborhoods I am reminded of a phrase I heard from our member Francisco Bauer. Francisco works with wood of all sizes, but boasts, "I never buy wood". His imaginative creations all come from downed wood he scavenges from around the Chicago area.

Spring is a time when there appears to be an abundance of downed trees to draw from. The challenge is to get to the supply before it heads off to the chipper or landfill. Spring is also a good time to take your fitness plan outside. The combination of bright skies, warm temperatures, and longer days is a perfect recipe for a healthy heart. While you're at it, look around and pick up a piece of wood. You will be surprised at the sense of accomplishment when you turn your own treasure from nature's renewable resource.

On Saturday April 28th more than fifty CWT members and others were in attendance at the Ray Key demo. Those of you that were there know what a truly special day it was. Ray did not stop talking

or turning for the nearly 7 hours he stood at the lathe. There was something for everyone to learn on this day. Credit goes to Richard Nye for his perseverance in bringing us this excellent program. I look forward to future demos organized by Richard, and hope as a club we fully support his efforts. Thanks are also in order to several people for the success of this event. I would like to single out Clint Stevens and Thomas Stegall for giving up a day to drive to Indianapolis to bring Ray to Chicago. Ian Kuhn and his crew did a masterful job with the video, giving us all an unobstructed view of every cut. The coffee and donuts were laid out like an English buffet. It's these unselfish acts of giving that makes the Chicago Woodturners Club so great.

April Demo - Adding Color to Woodturning

Paul Rosen

(Continued from page 1)

freezing your upper body position (don't move your wrists) while your legs move left and right. This technique is not unlike "turners sway" recommended by Richard Raffin.

Consider using stencils. Whether you want to make dragon flies, butterflies, flowers, hearts, circles, or boxes, a stencil will provide crisp outlines and avoid overspray. A word of warning: in Larry's experience, making your own stencils with an X-acto knife doesn't work well. Better you should purchase commercially made stencils, or pay \$30.00 to have an expert make laser cuts guided by a computer. With stencils, it's all about learning how to shade. So you might want to practice on newsprint to get a feel for how much paint you want applied to your turning.

Now to the lathe. With your turning spinning at a low rpm on the lathe, the closer you are to the target, the less of a shadow-effect you will get. So experiment. Generally speaking, you will want the shadow-effect on a turning. Increasing lathe rpm tends to increase the shadow-effect. Alternately, consider placing your completed turning on a motorized lazy susan, and then apply color with the airbrush. And the beauty of using water-based paint is: easier cleanup! You use soap and water. So if you don't care for the initial results on your turning, you can wipe the color off and start all over again.

A bit off topic, but Larry has an interesting career history. He worked as a chimney sweep for 16 years. But finally, in the mid-1990s, he decided he had enough of climbing up ladders and balancing on steep-pitched rooftops just so he could clean out the masonry chimney over a fireplace. So he quit. But he's an expert on wood stoves and fireplace inserts, and he periodically lectures local fire departments on how to extinguish chimney fires. (No, you don't use water. You use a special chemical call Chimfex, which looks like a flare. Or, you can use common baking soda, which suffocates the fire.) Betcha didn't know that. Or did you? Better you should avoid the fire by cleaning out the chimney after the end of each heating season.



Turn-On!-Chicago
 scheduled for
 August 3-5, 2012.
 Space is still
 available

Membership report

Julie Basrak

We currently have 142 paid members, including three members who joined on April 10. Our 2 new members are Ronald Bukowy from Geneva and Monte Glover from Rolling Meadows.



2012 Dues are overdue. Please see Julie at the May meeting.

There were 3 guests who registered: Tom McMahon from Evanston (guest of Tom Eovaldi), David Minelli from Chicago (guest of Wayne Jurgens) and Scott Nimmer from Wood Dale.

May Mentoring Session

Darrell Radar

Do you have bowl turning problems? Don't know where to start? How to they do that?

These questions and any others you may have can be answered at the next Mentoring time prior to our May CWT meeting. From 6:00 to 6:50 pm we will do our best to help you with tool control, mounting options, and any other aggravations you may have experienced. Yes, it's true, one question, 30 seconds of observing and then you trying a different technique can make a major difference in your quality of work. This may be the best spent hour of your month.

Your Education Committee is looking forward to helping you be a better turner.

2012 Meeting Agenda

Month	Gallery Review	Demonstration
January	Phil Brooks	Marty Knapp—Leather work on turning
February	Thomas Stegall	Andy Kuby—Galactic Arm Spirals
March	Jason Swanson	Ken Staggs—Spoon carved Goblets
April	Al Miotke	Larry Fabian—Coloring techniques
May	Presidents Challenge	Rich Nye—Carved Channels on turned vessels
June	TBD	TBD
July	TBD	TBD
August	TBD	TBD
September	TBD	TBD
October	TBD	TBD
November	TBD	TBD
December	none	Holiday Party

Volunteers for demonstrations or gallery reviews are needed.

April Meeting Minutes

Thomas Stegall

Members!

Don't forget your nametag. It's worth one raffle ticket for BIG prizes.

Don't forget to arrive at 6:10PM for the April 10 meeting to participate in the mentoring program. The May topic is Bowl Turning.

Please Help out Don to reach our goal with "Pens for Troops and Empty Bowls."



Don't Forget your Raffle Tickets at the next meeting.

\$1 Each
6 for \$5

The Education Committee held a very well attended mentoring session on the principles of spindle turning from 6:00 p.m. to 6:50 p.m. The May session will focus on techniques for turning bowls. Bring your questions and bowl gouges for another engaging session.

Scott brought the meeting to order around 7:00 p.m. starting with a reminder that the AAW's national symposium is still in need of volunteer videographers. Volunteers will be given free symposium registration and two symposium T-shirts. Approximately 10 CWT club members volunteered at the 25th Anniversary AAW symposium and had a wonderful front row experience. Any volunteers for this year are encouraged to contact Binh Pho by e-mail to express their interest.

Al Miotke announced that he is still in need of back-up writers for CWT newsletter articles. Al also let members know that Turn-On-Chicago symposium promotional posters are available for those who have access to venues frequented by turners. Al provided information and a slide show presentation on each of the featured demonstrators showing that TOC will once again be a world class symposium this year.

Alan Carter encouraged us to donate turned pieces of work that would be representative of our talent, to help CWT continue with its mission to promote education and excellence in



woodturning. Donated art and equipment for the auction can be seen on the TOC website. Our club President Scott Barrett led by example, generously donating numerous pieces of turning equipment for the TOC auction, as well as a turning he had acquired at a previous TOC auction. Alan also announced that a secondary donation option where members can donate smaller or less expensive items to provide attendees with a smaller price point (between \$25-50), for souvenir options.

Richard Nye informed the club that the Ray Key two-day class had one opening for those interested the class.

Scott Barrett thanked all the volunteers who helped clean, organize and inventory club equipment and the CLA storage room. Scott is still working on securing the transfer of the domain name for the new CWT website. Scott called for a volunteer to step in and take the place of Ian Kuhn while Ian is traveling for work for the summer. Bob Shultz answered Scott's call for a volunteer to take over the librarian duties that need to be relieved from our new Vice President, Clint Stevens.

Don McCloskey updated the membership on the "Pens For Troops" program. The goal of our club is to complete 900 pens. Empty Bowls For Food has only one donated piece from the club (once again the charge has been led by Scott, Barrett), our goal is to donate 100 pieces this year. Last year the CWT donations raised over \$2000 for those in need. Don reminded us that although it is called "Empty Bowls For Food", turners can donate any turned item to the auction. So, if you're a pen turner, write yourself a

(Continued on page 6)


April 2011 Meeting Minutes

Tom Stegall

(Continued from page 5)

note to donate one, if you turn desk clocks, it's time to step up and donate to this worthy cause.

Phil Brooks threw down the gauntlet with his first "Past President's Challenge" (this will be in place of the May Gallery Review) The challenge is to bring a piece that was a "Design Opportunity/Challenge" where you had a technical problem or made a mistake and altered your design to complete something other than the original intent. We all have them, and most come with a story, bring yours!



Julie Basarak reported 78 members in attendance this month, 6 new members, 3 guests, Tom Man, David Minelli,

Scott Zimmer, Monty Glover.

Chuck Czvas conducted the monthly raffle, raising \$197.

Our own Al Miotke performed the gallery review during which he donated a whimsical segmented hollow form to the TOC auction.

Dave from the Rockler store announced a "Turn-a-thon" on April 21st from 10a.m. to 3:00 p.m. at the Rockler store. The Turn-a-thon is intended to promote woodturning within the community. A lathe will be available for club members to demonstrate, and another lathe available for customers to turn with the guidance of club members.


Larry Fabian provided the demonstration on coloring options using the airbrush and gave us all some food for thought on surface treatment options.

May Past President Challenge—There is still time.

Al Miotke

You're correct, this is a repeated article from last month but I didn't want anyone to forget to bring in a piece for the Past Presidents Challenge. You still have this weekend!

Phil Brooks has thrown down the gauntlet for the first time with his May challenge. Simply find a turning that was damaged in some way during construction. Come on! admit it! You have something laying around the shop that has a mistake on it and your trying to decide what to do with it. Well, the time has come to blow the dust off of it, get a little creative and find a way to hide or repurpose the design. Finish the piece, bring it to the May CWT meeting, put it on the gallery table, and tell the group about your experience.



It will be fun, a challenge, test your creativity, and help get junk out of your shop.

AAW "Photo's of the Week" in April



Week of April 2
Kauri



Week of April 9
Oak Burl, Ebony



Week of April 16
Ash



Week of April 23

Chicago Woodturners Board of Directors and Committee Chairs 2011

President, Web Master	Scott Barrett	847-562-9121	dr@bdental.net	46 Bridlewood Lane	Northbrook, IL 60062
Vice President,	Clint Stevens	773-852-5023	clint.stevens@comcast.net	1635 S. Chesterfield	Arlington Hts., IL 60005
Secretary	Thomas Stegall	309-635-1623	naturewhirled@gmail.com	8036 N Merrill St.	Niles, IL 60714
Treasurer	Jan Shohola	847-412-9781	jshotola@yahoo.com	1865 Western Ave.	Northbrook, IL 60062
Past President	Phil Brooks	847-400-4539	brooksphil@sbcglobal.net	1052 Cheswick Dr	Gurnee, IL 60031
Newsletter Editor	Al Miotke	847-297-4877	alan.miotke@chamberlain.com	920 Sumac Lane	Mt. Prospect, IL 60056
Membership	Julie Basrak	847-358-2708	cwtjulie@hotmail.com	563 West Ruhl Road	Palatine, IL 60074
Librarian	Clint Stevens	773-852-5023	clint.stevens@comcast.net	1635 S. Chesterfield	Arlington Hts., IL 60005
Raffle	Chuck Svazas	708-482-3866	csvazas@sbcglobal.net	707 Bransdale Rd	LaGrange Park, IL 60526
Tools & Equipment	Don McCloskey	847-420-6978	mccloskey@ameritech.net	2028 Gilboa Ave.	Zion, IL 60099
Set-up / Clean-up	Duane Painter	224-643-7696	duane.painter@comcast.net	25680 Lehmann blvd	Lake Villa, IL 60046
Audio & Video	Ian Kuhn	312-213-3772	ian@dmbroad.org	1510 Dale Dr.	Elgin, IL 60120
Educational Committee	Darrell Radar	815-648-2197	drader@clear.net	10703 Allendale Rd.,	Woodstock, IL 60098
Demonstrations	Rich Nye	630-406-1855	nyewoodturning@earthlink.net	40W257 Seavey Road	Batavia, IL 60510

Turn On! Chicago 2012 Demonstrator Showcase

By: Paul Shotola

Dixie Biggs



Back about 2004, CWT members Lee and Dodie Baumgarten (think Lee Lumber) were at the American Craft Exhibition in Evanston, IL. Lee and Dodie were collectors and patrons of woodturning, including many early pieces by soon-to-be famous artists, such as David Ellsworth and David Nittmann. Lee thought he had picked another winner when he bought a piece by a then-little-known turner and carver from Gainesville, FL named Dixie Biggs. Little did Lee know that she would rise to such notoriety in the art and turning world, with her work on display at leading art galleries and representation by Del Mano Gallery in Los Angeles.

Dixie began turning in 1979, teaching herself to use a lathe to duplicate a chess set her grandfather had made. A master woodcarver, Dixie, from Gainesville, Florida, uses carving, dyes, and other easy-to-learn techniques to enhance her forms. Letting Nature inspire her, her turnings have a unique approach where form is paramount and a sense of humor is always present.

Since turning pro in 1989, the self-taught Biggs has been in demand at symposia and craft schools around the country such as the AAW's 25th Anniversary in St. Paul, MN in 2011. At Turn-On! Chicago, her first appearance at a Chicago Symposium, she



John Jordan



From the bustling metropolis of Cane Ridge, Tennessee, John Jordan is known as one of the most influential and instructive demonstrators around. John's video on hollowing has become a classic, with well thought-out techniques, classic design, and useful and solid information at every step of the way. This video has given many of us the basics and the confidence to attempt hollow vessels ourselves, and Jordan's demos and lectures continue to inspire and inform neophyte and experienced turners alike.

You can find John in the Trade Show at Turn-On! Chicago, talking about his line of personal tools and his vessels, which appear simple at first glance, but have an underlying elegance of form that we all strive for. In addition to his presence in the Trade Show, his demos and lectures are sure to entertain and inform. Subjects such as "Carving and Texturing Vessels and Bowls" and "The Aesthetics and Properties of Wood" (a condensation of his latest video) will be covered.


John will be presenting six demos at the symposium plus will be at the Trade Show with his wife, Vicky. In 2010, the family homestead lost a large Maple tree, and they sent pieces of it to their many friends for turning. Jan and I are fortunate to own an unsigned piece turned by Alan Carter from this tree. Maybe at the symposium John and Vicky will sign it for us. For such a gifted artist and accomplished, influential teacher, John does have a sentimental side. Just don't point it out to him.



Turn On! - Chicago 2012 Demonstrator Showcase

By: Paul Shotola

Kurt Hertzog



A master pen maker from Henrietta, New York, Kurt's numerous articles can be found in *Woodturning Design*, *More Woodturning*, *American Woodturner* and other publications. The subject matter ranges from pen tuning to photographing your work. Kurt is well-known for his frequent teaching engagements as well as his service as a Board Member with the American Association of Woodturners. A true Renaissance man as well as a "shop rat" like the rest of us, Kurt will be running the "Pens for Troops" Room on Friday evening.

"Pens for Troops" is truly an American event. We turn pens and the pens are distributed to the men and women in our Armed Forces. These are the folks who truly deserve our thanks and support, and you can be a part of it, with the help of Kurt and some CWT volunteers.

Pen kits, tools, wood and all of the help you may need will be at Turn-On! Chicago on Friday night. (No Charge, as we've tried to eliminate as many barriers as possible.) In fact, if you won't be at the Symposium on Friday night, you can send completed pens to the symposium for distribution to our deserving troops c/o Don McCloskey, 2028 Gilboa Avenue, Zion, IL 60099. As of this writing, Turn-On! Chicago has donated over 800 pens for our troops.

Lest you feel that Hertzog is only into pens, in addition to hosting "Pens for Troops," Kurt will be a featured demonstrator at the symposium, with demonstrations for everyone, including Photographing your work, general shop tips (sounds interesting!) and "Twenty Steps to Better Pens." It's time to "step up" and sessions with Kurt will help you to do just that.



In the Details



Member's Gallery



Bill Brown
Walnut

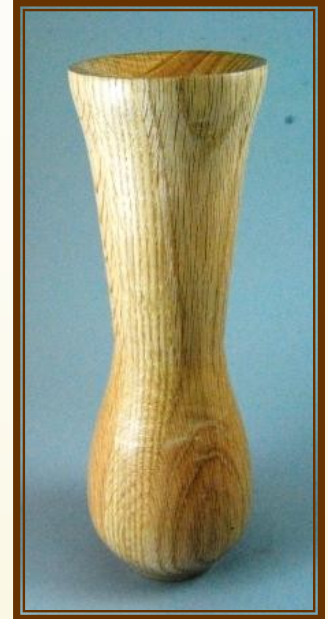


Bill Brown
Oak, Slate



Tom Eovaldi
Maple

April Meeting



Jim Beck
Oak



Ken Staggs
Red Oak



Rich Nye
Custom Parrott design

Member's Gallery

April Meeting

Editor's Choice

Editor's Choice



Al Miotke
Maple, walnut,
bloodwood, Pau
Rosa, Wenge



Alan Carter
Birdseye Maple



Francisco Bauer
Maple, walnut



Francisco Bauer
Maple



Scott Barrett
Walnut



Ken Staggs
Crabapple

This month I had my eye on three pieces so I flipped my 3 sided coin and this piece by Alan was the winner. This piece is a new variation to Alan's split bowl series and has numerous elements of interest. For starters, the red dye really makes the birdseye stand out and provides a great background for the intricate piercing around the circular center and the black decorative insert. The black base, top and insert provide an excellent contrast to the red dye. The circular portion in the center draws your eye to the piece and finally the sweeping curves on the top, insert, and base result in a harmonious piece.

I'll make my personal selection each month. You might agree or not, it's a democracy, but I'm the Editor.

Member's Gallery

April Meeting



Tom Eovaldi
Maple




Marty Knapp
Maple



John Willis
Maple



Roger Basrak
Madrone



Tom Eovaldi
Maple



Bill Robb
Maple



John Willis
Maple


For Sale, Trade, or Wanted

Contact the Editor to post your items

Metal Lathe for Sale. New was \$1500.00 - Would like to get \$750.00 for it. Cabinet needs some paint. Contact Greg Karr GMKarr431@aol.com, 630-513-1681



I have a large number of wood shop tools for sale. I have setup a webpage. Please visit for more detail info. <http://rockcreekgardens.com> Emil Bohach 18097 Covell Rd Morrison, IL 61270 815-441-9658.



Want some fresh walnut? David Bergquist, the Security Co-ordinator and our contact at Christian Liberty Academy, has a walnut tree he wants to have taken down in return we can have all of the wood. David lives in Harvard and says that the tree is about 12" in diameter. For more information contact David by email at davidbergquist@sbcglobal.net

Items of interest to woodturners for sale, wanted, trade or free are welcome. Non-commercial ads only, please. To place an ad, contact Al Miotke. 847-297-4877 or alan.miotke@chamberlain.com



Monthly Meetings are held on the 2nd Tuesday of each month at:

**Christian Liberty Academy
502 W Euclid Ave
Arlington Heights, IL
7:00-10:00 PM**

**Please join us
All are welcome.**

Visit our website
chicagowoodturners.com

Membership in the Chicago Woodturners is available to anyone wishing to increase their turning skills through education, discussion and critique. Annual dues are \$25.00 for a single membership and \$35.00 for a family. Visit our website for an application or contact:

**Julie Basrak
Membership Chairman**

The Chicago Woodturners is a chapter of the American Association of Woodturners (AAW). Visit their website for more information.
www.woodturner.org

For Sale, Trade, or Wanted

Symposiums

AAW 2012 symposium June 8-10, San Jose, CA

Turn-on!-Chicago Symposium August 3-5, 2012. The Convention Center of The University of St. Mary of the Lake, Mundelein, IL

3rd Segmenting Symposium, Lake Tahoe, CA Oct 18-21, 2012

Attention artists, teachers and demonstrators

If you are participating in a craft show, have a gallery exhibition, will be teaching or demonstrating your craft, or know of an event of interest to woodturners, please contact the Editor to add the event to the calendar.

A little self-promotion is a good thing. Your fellow woodturners want to know about your events.

To add events to the calendar, contact Al Miotke at 847-297-4877 or alan.miotke@chamberlain.com