



As the Wood Turns

The monthly newsletter of the Chicago Woodturners



22 Years of Art, Craft, Technology, and Tradition

In this Issue

- Stephen Hatcher, October 31, pg 7
- Don McCloskey's Open Segment Demo, pg 4
- Woodcraft Open House, pg 5
- Special Events calendar, pg 7
- Lathe Auction, pg 11
- Members' Gallery, pg 12-16

Next Meeting

September 8, 2009

7:00 PM

Woodcraft Supply
 1280 E. Dundee Rd.
 Palatine, IL
 847-776-1184

Regular Features

- Curls From the President's Platter, pg 2
- Membership Updates, pg 3
- AAW News, pg 6
- At the next meeting, pg 9
- Events Calendar, pg 10
- For Sale, pg 17

Nick Cook Demonstration & Workshop

August 29



What kind of woodworker gets lots of projects done? A beaver on coffee? A woodpecker on adrenaline?

Or maybe Nick Cook, an unassuming production turner from Georgia. Nick visited CWT on August 29th for a woodturning demonstration during which nobody dared blink. In the first half hour Nick taught the proper use of a skew, made a garden dibble, and demonstrated furniture turning cuts. Techniques included V-cuts, rolling beads, pommels, and a

finishing cut with the charming name "lamb's tongue." And he was just warming up.

Nick is a production turner and unlike most of us, must be efficient at the lathe. One of the ways he does this is to keep everything simple. Simple tools, simple lines, and simple techniques. This maximizes the results off of the lathe. Don't think that quality has suffered one bit from this approach. Nick's woodturnings are in high demand worldwide and are in more collections and museums than we could begin to list. (Continued on Pg. 6)



Clint Stevens Club Demo

September 8

Clint Stevens will demonstrate "A Sphere Emerging from a Cube" at our September meeting.

Clint discovered this unique turning at the 2009 AAW Symposium. It was demonstrated by a young French turner, Pascal Oudet.

The project is turned on 3 axes, and requires a bit of hand work to finish the area closest to the rectangle.

A complicated piece, Clint will make it all seem easy at the September meeting.





Phil Brooks

Welcome to
our new
Committee
Chairs

Al Miotke
Membership

Clint Stevens
Library

**Chuck
Svazas**
Raffle

Lee Svec
Audio/ Visual



Curly From the President's Platter

Phil Brooks

At the Chicago Woodturners' Board meeting last month we discussed how to get our newer members more involved in the club. We have a number of new members who have expressed interest in becoming more active. We're trying to rotate the various chairpersons every two years to get more new people involved and I suspect by then that most people holding those positions feel they are ready to step down and let someone else carry the load.

In light of this, the Board decided that the positions of Librarian, Membership Chairperson and Raffle Chairperson should be opened up to some of the new members. All of these positions have been occupied by the current appointees for over two years and it was decided that it was time to give them a break. In the positions under discussion, all of the current appointees agreed that they welcomed the change and they could use a break. It's time for them to sit back and just enjoy the club for a while.

As a result of these new openings, Clint Stevens has accepted the position of Librarian and Al Miotke has accepted the position of Membership Chairperson. This is not the first time Clint and Al have given their time

and energy to the club. Clint has been a regular contributor to the newsletter on a variety of topics. Al also writes for the newsletter and made a major contribution to the club a few months ago, by making the club's display case. Chuck Svazas, who substituted for Gary at the last club meeting, has accepted the position of Raffle Chairperson. Chuck has been an active member of the team photographing the gallery for the newsletter and is always there to help in cleaning up.

In addition to Al, Clint and Chuck, we have recently appointed Lee Svec as Audio/Video Chairperson and Bill Robb as Setup and Cleanup Chairperson, both of whom are doing a great job and are actually doing things to expand their contributions even further.

The club owes Andy Kuby, Bob Fernstrom and Gary Rotramel a deep feeling of gratitude for their outstanding contributions to the club. We will be looking for other ways of using their enthusiasm and talent sometime in the future.

At this point I would feel remiss in not mentioning the outstanding job that the other chairpersons are doing. As discussed last month, Paul Shotola has done an excellent job as Newsletter Editor as witnessed by the

award he received for the club from the AAW at the national symposium. Binh Pho is uniquely qualified as the Demonstration Chairperson and has done an outstanding job in getting the club the best woodturning demonstrators in the world.

If you have been following the status of our training and demonstration area, you can't help but notice the dramatic effect our Tools and Equipment Chairperson, Don McCloskey, has had. Expanding our capabilities and maintaining this equipment is a never-ending job and Don has done an excellent job in doing just that.

In addition to getting more people involved, the Board has instituted a plan to write job descriptions for all of the Chairperson and Officers positions. This will allow potential volunteers to better understand the responsibilities and authorities of the various positions. We feel that people will be more willing to accept a position if they have a better understanding of the requirements of that job.

Thanks again to all of the committee chairpersons who make the successful operation of the Chicago Woodturners possible. Without these volunteers this club could not exist.

Membership Updates

For those of you who missed the last meeting, Al Miotke has taken over as the membership chair and Andy Kuby will be re-treating into a support role. Al will be expanding the reach of the membership committee and we should expect to hear a lot from him. Please help Al by renewing on time and responding to any questionnaires we send out to identify areas where the club could improve. Sandy White has also joined the membership committee and is working our initiative to introduce new members and guests to all of the benefits and members of the Chicago Woodturners. We need some greeter volunteers for this program so don't hesitate to contact one of us. Joe Wiener has already volunteered, you can too. You might even learn something about the benefits of membership (and there are more than you know).

During the August meeting we had 77 of the 174 current members in attendance. We had 1 new member and one returning member join the club in August. Donald Felch is an intermediate turner from Arlington Heights. Stan Herman is an intermediate turner from Palatine who is returning after a short absence. Welcome back Stan! Seek them out at the next meeting and introduce yourself.

We had five guests from far and wide, young and older.

Andy Buldak (grandson of Don McCloskey) is from Zion, IL and brought in his first pen. Our gallery critic couldn't find anything wrong with it! Andy is only nine years old so we can expect to see a lot more of him.

Karen Basrak, visiting from Texas, also brought in a few of her first pens. She's only been turning about a week (with excellent

Andy Kuby and Al Miotke

mentors in Julie and Roger Basrak) and her pens were practically flawless.

Doris Pape, from Des Plaines, IL, was visiting for the second time so she must have seen something she liked. Doris is a potter. There should be an interesting collaboration here for someone in the club.

John Moodie, from Naperville, IL, is experienced in marquetry and woodworking and was here to see how woodturning could fit into his repertoire. We hope he joins to share his skills and find a mentor.

Joe Meirhaeghe, from Orion, IL, was introduced to the club by Steve Sinner. Joe wouldn't say what kind of experience he had but the piece he put in the gallery gave it away. He brought in a first-class turning with a flawless finish and a gold leaf rim. Probably not his first turning. We hope to see more.

Recent Club Photos



Nick Cook hollows a natural-edge bowl on August 29



Andy gets an "Exit Interview"



Turning in a tough neighborhood (Bullet Holes!?!)



Pen Press/ Drilling Jig from Rockler, a \$99.99 value.

On the Raffle Table

In September, we have a special raffle item, but it comes with a catch. It's a drilling jig and assembly press for pen making from Rockler. Retail pricing is \$99.99. What's the catch? Paul Shotola is asking for a review of this tool for the newsletter after you have used it for a


Chuck Svazas

while. What could be better? Win a great tool for your shop and then give your opinions to the turning world.

If you're not a pen turner, we'll have lots of other goodies on the table, as well. As always, raffle tickets are \$1 each and the family pack of 13 tickets is only \$10.



Don McCloskey



Bill Smith's book, available from Schiffer Publishing



Turnings by Don McCloskey

Open Segmented Demo by Don McCloskey

Clint Stevens

Let's do favorite movie clichés. All henchmen are bad shots. All members of an alien species wear the same outfits.



Open segmented woodturning is as hard to do as calculus. OK, so I cheated on that last one, but it's still the cliché that many woodturners live with. CWT best friend Don McCloskey may not be able to help bad guys to shoot straight, or help spacemen with their fashion sense, but at our August meeting, he did prove to us that open segmented turning is well within our reach.

Don's methods are heavily influenced by William Smith's book "Segmented Wood Turning." This book is a coherent presentation of open segmented turning with plenty of illustrations, useful hints, and indexing wheels for under \$15. Of course there is a copy in the CWT library.

Don emphasized the fact that you need a few essential jigs that make open segmented woodturning not only possible, but painless. First among the jigs is an index wheel for the number of segments in the turning. For example, a 12 segment turning would require 30° segments ($360 \div 12$). For open segmented turn-

ings, reduce the cut segment by a third (10°).

The wheel can be made of Plexiglas, plywood, or MDF. Or you can save time and simply photocopy and mount the templates from William Smith's book.

The other crucial tool is the positioning jig. This



allows you to perfectly place the individual segments in the overall turning. This jig sits in the lathes rails and provides a reference point to the exact center line of the



segmented turning. A small C-clamp provides a "can't miss" stop position for the next turning segment. With such a straight forward method, we hardly needed to evolve opposable thumbs. Well, maybe. Thumbs are really useful. There are still a few steps to work through to produce finished segments. We won't discuss design or wood selection, but

much of this is covered in Smith's book.

All woods are planed or sanded to thickness and cut into strips. The segments are then cut to the predetermined angle and length (another jig, don't you know). Each segment must be lightly sanded. Don uses a grandson for this, but in a pinch a sanding block will do. The finished segment gets two small beads of glue on the top edges and is then glued onto the turning. Once the entire ring of segments is set, it's trued up with a scraper and the next layer begun.

The completed construction is already mounted, why not turn it? Don likes to do this with a 3/8" spindle gouge. Behold your final open segmented turning, bring it to the CWT gallery, and don't forget to thank Don.

So don't fall for the cliché that segmented woodturning is out of your reach. Thanks to Don McCloskey, we know if we want to, it's inevitable. It's just as sure as a bar fight breaking out in a John Wayne movie, pilgrim.



Woodcraft Open House

On Saturday, August 22, our friends at Woodcraft in Palatine and Woodridge hosted an open house.



Chuck Svazas

To introduce their clientele to a broad range of woodworking techniques, they set up a number of demonstration stations including carving, scroll



Thomas Stegall

sawing, marquetry, HVLP spray finishing and of course, woodturning. The CWT members were out in force in Palatine, while our friends from the Windy City chapter

staffed the Woodridge store.

The mini lathes received a real workout, and customers were able to turn a honey dipper, more or less Nick Cook style.

While no two honey dippers were alike, each student turner came away smiling and with a sense of accomplishment. Woodcraft provided the lathes and turning stock, the turners provided the hands-on mentoring and all of the participants had fun



at the lathe and went home with a finished dipper.

It was a great way to introduce turning to the public, and



Clint Stevens, stuck in the back at the router table

Paul Shotola



Don McCloskey

our volunteers had a chance to practice their teaching skills. Participation in Palatine was organized by Carole Floate, our club Secretary and resident turning

teacher at Woodcraft. Participants included Phil Brooks, Chuck Svazas, Don McCloskey, Paul Shotola, Clint Stevens, and Thomas Stegall.

Thanks to Woodcraft and their staff for giving us the opportunity to stand at the lathe and introduce new folks to the joys of woodturning.



Michelle from Woodcraft learns the right way from **Phil Brooks**



A happy honey dipper turner



A young turner-to-be watches the action.



New on the AAW website

- Online Sales Venue
- Member discount codes
- Segmented Turning Chapter



AAW News and Updates

Al Miotke

As soon as I think I'm running low on material to write about, the AAW expands its benefits to members to keep me going. Below are a few of the recent enhancements.

If you have been to the AAW website recently, you may have noticed a new feature called the Online Sales Venue. I'd suggest that everyone take some time to check it out. It contains three sections. A collection of pieces for sale by AAW member artists, pieces available for resale from collectors, and finally, requests from anyone looking to make a specific purchase.

Whether you are in the market to buy, sell, or just looking for inspiration, you will see professionally photo-

graphed work for sale from some of the masters in the field. It's well worth your time.

Did you know that the AAW created a member discount code to save you a few bucks on your next purchase? You will see it on the main member page after you log on to the website with your member ID and password. This code can be used to obtain discounts on internet, mail, and telephone sales with participating suppliers. Later in the year, a list of participating companies will be posted on the AAW website, so stay tuned.

Is it possible that you are running out of good reading material? Don't worry, at the last board meeting it was decided to increase the Journal

from a quarterly to bi-monthly publication. That's 2 more issues a year for your reading pleasure beginning in 2010.

Finally, a meeting was held at the Albuquerque symposium where it was decided to form an AAW chapter dedicated to segmented turning. Elections were held and Malcolm Tibbetts will become the first president, Curt Theobald, Vice President, and Bill Smith, Treasurer. By-laws have been drafted and the application process with the AAW is underway. Currently 435 people have expressed interest by registering on the website www.segmentedwoodturners.org. If you're interested in receiving updates on the progress, it not to late to sign up.

Chicago Woodturners Board of Directors and Committee Chairs 2009

President	Phil Brooks	847-548-6477	brookphil@sbcglobal.net	1052 Cheswick Dr	Gurnee, IL 60031
Vice President, Web Master	Scott Barrett	847-562-9121	dr@bdental.net	46 Bridlewood Lane	Northbrook, IL 60062
Secretary	Carole Floate	847-295-2631	cfloate@yahoo.com	200 W. Witchwood	Lake Bluff, IL 60044
Treasurer	Jan Shotola	847-412-9781	jshotola@yahoo.com	1865 Western Ave.	Northbrook, IL 60062
Past Pres., Newsletter Ed.	Paul Shotola	847-412-9781	p.shotola@comcast.net	1865 Western Ave.	Northbrook, IL 60062
Membership	Al Miotke	847-297-4877	alan.miotke@chamberlain.com	920 Sumac	Mount Prospect, IL 60056
Librarian	Clint Stevens	773-852-5023	clint.stevens@comcast.net	1635 S. Chesterfield	Arlington Hts., IL 60005
Raffle	Chuck Svazas	708-482-3886	csvazas@sbcglobal.net	707 Bransdale Rd	LaGrange Park, IL 60526
Tools & Equipment	Don McCloskey	847-420-6978	mccloskey@ameritech.net	2028 Gilboa Ave.	Zion, IL 60099
Demonstrations	Binh Pho	630-365-5462	toriale@msn.com	48W175 Pine Tree Tr.	Maple Park, IL 60151
Set-up / Clean-up	Bill Robb	847-931-1876	akmtns1@comcast.net	46 Lone Dr. Unit C	South Elgin, IL 60177
Audio & Video	Lee Svec	847-331-0715	svec@att.net	661A Fieldcrest Dr.	South Elgin, IL 60177

2009 Guest Demonstrators

We are pleased to welcome Stephen Hatcher to Chicago for a full-day demonstration on Saturday, October 31, 2009.

Stephen's specialty is inlaying mineral crystals into turned artwork. Stephen tells us: "For several decades I was an avid mountaineer in the Pacific Northwest. Passing through gnarled trees on an approach, finding holds in crystalline rock, and being immersed in the constantly changing


weather were awe-inspiring experiences. In 1998, seeking relief from the pressures of my electronics career, I first tried woodturning and stone carving. These disparate materials were soon merged as I developed techniques to create imagery from my mountaineering experiences in wood turned objects with mineral crystal inlay. An interest in Japanese art and Buddhist poetry influenced the designs as

my technical skills developed.

I now strive to conceive and create pieces that reach out and connect with others - works to stir the viewer's memory and evoke a moment in time."

Join us for a great demo, certain to add another tool to your artistic arsenal, and certain to entertain and inspire all of us.

Stephen's classes will focus on the design and techniques of mineral inlay.



**Stephen Hatcher
October 31**



2009 Guest Demonstrator Schedule

Stephen Hatcher, Olympia, WA

October 31- Demonstration

November 1- One-day class \$80 + \$40 lab fee

November 2, 3 - Two-day class \$160 + lab fee

Inlay of mineral crystals to produce images and landscapes in turned work. Lab fee covers minerals used and burrs for carving.

To Register for Hands-On Workshops

Contact Jan Shotola at 847-412-9781 or jshotola@yahoo.com

Classes are limited to six students per session. Register now to guarantee your place in these classes.

The 2010 Guest Demonstrator Schedule will be announced soon

2009 Monthly Meeting Events

Scott Barrett

MONTH	DEMONSTRATION	GALLERY REVIEW
September	Clint Stevens: Sphere Emerging From a Cube	Paul Shotola
October	Dan Carter: the Rose Engine	Alan Carter
November	Darrell Rader: Christmas ornaments	TBA
December	Holiday Meeting	

**Visit
Stephen's
website
www.stephenhatcher.com**

Nick Cook Demonstration August 29

Clint Stevens



The Ash platter takes some heat from Nick Cook



Japanese antique Kokeshi doll

Nick Cook is possibly the hardest working guy in woodturning. In addition to running a full-service turning shop in Marietta GA, Nick constantly tours and teaches. You will find him at Arrowmont, John C. Campbell, and club demos and symposia around the country and the world.

In 2002, Nick received Lifetime Membership in the AAW for his contributions to turning, notably his extensive teaching.

Nick Cook is a huge advocate of the skew chisel. We all know that it leaves a superior finish that comes very close to not needing to sand. Nick Cook observes that most woodturners have a few early challenges with this tool and then leave it on the shelf. Nick claims that the skew is the only woodturning tool that does not allow you to cheat. If it's not used correctly, it will dig in and give you a catch to remember. Practice is the only way to truly learn this tool, but time invested will pay off down the line.

The fluted parting tool is such a favorite of Nick's that in several catalogs the Sorby version is referred to as "The Nick Cook Parting Tool." This 1/16" parting tool presents twin sharp points to the wood allowing for a relatively clean cut. Nick did several projects using the fluted parting tool, but the standout was his honey dipper. The tool cut five fins before the spindle gouge was used to shape the honey dipper. That little method eliminated tear out.

Perhaps the most ingenious demo piece was a salt shaker. Not your usual holes-in-the-top-of-it salt shaker, but a turning with an inverted funnel in the bottom with a 1/8" spout. When shaken, a small amount of salt finds its way to the spout and falls out of the bottom of the shaker in apparently evenly measured amounts. It's high entertainment to be sure.

Nick continued to wow the audience with his peppermill demonstration. In keeping with Nick's "keep it simple" approach to woodturning, his peppermill design is based on the clean simple lines of Japanese Kokeshi dolls. These haunting armless dolls are easily seen in Nick's design.

By day's end, twenty projects sat on the table next to Nick. Snowmen, a goblet, platters, tops, a ring holder, and a variety of items that any woodturner's family or



friend would be happy to receive.

Nick Cook made each demonstration participant happy that they had attended. If you weren't able to attend, Nick's articles are posted on the AAW site, and on his personal website, www.nickcookwoodturner.com. Be quick though, Nick is the kind of person who can watch "60 minutes" in a half hour.

Thanks to Nick Cook, the CWT Library now has a copy of Nick's instructional video "Woodturning Projects for Everyone." Contact Clint Stevens to check it out from the library

At Our Next Meeting: September 8

Paul Shotola

Clint Stevens will demonstrate a project introduced by French turner Pascal Oudet; a sphere emerging from a cube. While some of us may have trouble turning on one axis, Clint will explain the use of three axes to create the sphere which (just to complicate things) is a box with an inset ring. To get a jump on Clint's demo check Pascal's website:

www.lavieenbois.com

The Gallery Review will be hosted by your humble Editor, and I promise to go easy on

the newer members and tough on the old salts. Seriously, I approach the Review as a learning experience for turners of every level. We'll take a look at proportion, balance, originality and the success of the Gallery pieces. We won't spend a lot of time on "circular scratches" or fiddly technical issues. Bring your current work in, and we'll collectively take a close look.

Chuck Svazas will have some great items on the Raffle Table (see pg. 3), and Clint


Stevens has added some new items to the Library.

When you arrive at Woodcraft, check in with Al Miotke, our new Membership Chairman. Take a moment to review your roster information. I have a personal interest in the Roster, as it provides the Email and Mailing lists for the Newsletter.

Don't forget, the meeting is early this month. The second Tuesday is the 8th, so make a note to yourself and we'll see you there.

Special October Demo

At our October meeting, Dan Carter from the Quad Cities will demonstrate the Rose Engine. Plan to join us on October 13 for this special demonstration.



Bob Fernstrom hands off the Library to Clint Stevens. Clint seems to be doing the heavy lifting, while Bob leans (smiling) in the background.

**SOFA Chicago**

November 6-8

SOFA Chicago, November 6 - 8, Navy Pier, Chicago. SOFA is the premier annual event for Sculptural Objects and Functional Art. Galleries from around the world will display work by cutting-edge artists in every area of craft, with a special emphasis on turned wood. The CWT, in conjunction with the Collectors of Wood Art, plan a series of live woodturning demonstrations. If you only journey into the city once this year, make it to the SOFA show. Website: <http://www.sofaexpo.com>

**A selection of
rose engine
work from the
website
ornamentat-
urners.org**

Bill Robb

Meeting Volunteers

To volunteer
your help at
our events
contact Bill
Robb
akmtns1@
comcast.net
847-931-1876

Nick Cook Demonstration

August 29:

A/V– Lee Svec
Setup – Richard Nye
Coffee – Carole Floate
Doughnuts – Paul Pycik
Soft Drinks – Keith Spaniel
Clean up – Thomas Stegall,
Carl Miller, Bob Schultz,
Duane Painter, Bob Leonard,
Dave Burk & Roger DeRose

CWT Meeting Volunteers

September 8:

Thomas Stegall, George
Evanson, Bill Hochmuth

Thank you, everyone. Your help
made the Cook demo go
smoothly.

A special thanks to Carole
Floate for filling in for Jan
Shotola. Well done!

Thanks to the
volunteers at
the
August CWT
meeting:
Thomas
Stegall,
George
Evanson,
Carl Miller &
Joe Wiener

Upcoming Events: News of classes, Symposia and other events of interest**October**

- *Turning 101, Carole Floate, October 10 & 11, Woodcraft Woodridge*
- *OVWG Turning 2009 Symposium, October 16 - 18, Cincinnati, OH*
- *Pen Turing 1, Don McCloskey, October 17, Woodcraft Palatine*
- *North Carolina Symposium, October 23 - 25, Greensboro, NC*
- *Turn a Pepper Mill, Carole Floate, October 24, Woodcraft Palatine*

November

- *SOFA Chicago, November 6 - 8, Navy Pier, Chicago, IL*
- *Turning 101, Carole Floate, November 7 & 8, Woodcraft Palatine*
- *Pen Turning 1, Don McCloskey, November 14, Woodcraft Palatine*
- *Turning 101, Carole Floate, November 14&15, Woodcraft Woodridge*
- *Segmented Peppermills with Jason Swanson, November 8 & 15, Woodcraft, Milwaukee*
- *Sharpening Class with Jason Swanson, November 12, Woodcraft, Milwaukee. Includes Wolverine and Tormek sharpening.*
- *Pen Turning 1, Don McCloskey, November 21, Woodcraft Woodridge*

December

- *Turning 102, Carole Floate, December 12&13, Woodcraft Palatine*

To add events
to the calendar
contact Paul
Shotola
p.shotola@
comcast.net
847-412-9781

Any events of
interest to the
CWT member-
ship are
welcome.

Lathes for Sale

Don McCloskey

As the CWT expands and modernizes our classroom and equipment, we are auctioning our Jet Mini. Bids will be accepted until **September 8, 2009 at 8:00 PM.**

Jet Mini with stand and bed extension, 10" swing, 40" length. 1" X 8 spindle, #2MT tapers.

Minimum bid: \$200. Buy it Now: \$500.

This is an excellent opportunity to add to or to upgrade your lathe. This lathe, while sold "as is," is in great condition. It has been used in classroom situations only, and will provide many years of service in your shop.

To place a bid, contact Don McCloskey 847-420-6978 or mccloskey@ameritech.net

You can view the status of bids at the CWT website:
<http://www.chicagowoodturners.com/CWT/Lathe-Auction.html>

Turn-On! Chicago 2010

August 20-22, 2010

Mundelein, IL

Midwest Woodturning Symposium

Featured Demonstrators Include:

Jimmy Clewes

Don Derry

Cindy Drozda

David Nittman

Binh Pho

Dick Sing

Malcolm Tibbetts

and more to be announced!

Our newest Jet 1642 now has a wheel set for mobility. Based on trailer jacks, the wheels can be easily lowered for movement and retracted for stability. We will be making wheel sets for the other lathes in the near future.

Paul Shotola will be looking for volunteers to come to our meeting space and fabricate these wheel sets. Be prepared to help out on this project. The date will be announced at the September meeting.



Members' Gallery

August Meeting



Classes with Jason Swanson now available

Jason will be teaching a class on his Segmented Peppermill at the Woodcraft store in Milwaukee.

On Nov 8th and Nov 15th, Jason will conduct a two part Segmented Peppermill class. In the first session the students will cut and assemble segments into a blank. In the second session the blank will be turned into a Peppermill. Cost for this two-session class is \$190 plus \$30 for materials.

The class is limited to 6 students. Contact Woodcraft in Milwaukee at

262-785-6770



Andy Kuby
Elm



Paul Shotola
Birch



Don McCloskey
Maple, Cherry



Paul Shotola
Bloodwood, Ebony



Keith Spaniel
Spalted Hickory



Bill Brown
Cherry

Members' Gallery

August Meeting




Don Johnston
Maple Burl



Keith Spaniel
Walnut

It's all
in the
DETAILS



Kris Southerland
Acrylic Perfume
Pen



Andrew Buldak,
Age 9
1st Pen, Cocobolo



Josh Connan
Maple



Wayne Jurgens
Walnut, Padauk



Lost Wax Casting class

Pixie Eslinger will be teaching a class on the art of lost wax casting, a fundamental technique used in jewelry making. This technique can apply to ornamentation of wood turnings as well. Students will learn to form wax into a one-of-a-kind miniature sculpture or jewelry model and then cast it in bronze (silver or gold available for extra fee). Classes will be held Tuesdays from 6:30 - 9:30 starting September 15 for twelve weeks. Cost is \$399.00. Call The Art Center in Highland Park, IL at 847-432-1888 to register or register on-line at www.theartcenterhp.org.



Members' Gallery

August Meeting



Alan Carter
Rosewood, Maple,
Wenge, Brass



Bill Brown
Walnut



Jason Swanson
Stabilized,
Spalted Wood



Jason Swanson
Pendants



Joe Wiener
Oak Tool Handle



Andy Kuby
Russian Olive

Members' Gallery

August Meeting

Editor's Choice

Len Swanson
Presentation
Gavel in
Cocobolo

Chicago has long been known as a "bowl turning" club, but lately I see a refreshing variety of work on the gallery table. Pens, jewelry, sculptural pieces and even "traditional" turning. This presentation gavel by Len is well-designed and perfectly executed. The finish (carnauba wax buffed to a high polish) shows off the natural beauty of the cocobolo and the crisp details. This will be a family heirloom treasured for generations.



Fred Gscheidle
Maple Basket
Illusion



Larry Fabian
Acrylic Wine
Stoppers

Joe Mierhaeghe
Hickory, Dye,
Gold Leaf



Paul Shotola
Walnut, Oak Veneer

The Editor's Choice is my personal selection of work that shows originality, technical excellence and a little bit of soul. Your fuel mileage may vary.

CWT Mentoring Program

Mentoring is the cornerstone of woodturning education. Ask any experienced turner, and they will tell a story of having had the benefit of a more experienced turner taking them under his wing. The CWT wants to make mentoring available to all of our members.

At the September meeting, there will be sign-up sheets for both those who would like to be mentors and those who are searching for mentors and teachers. We'll help with the matching-up, so all of us may benefit from the experience of our fellow members. Stop by the Membership Desk to sign up.

Members' Gallery

August Meeting



Don McCloskey
Maple, Cherry,
Bloodwood



Bill Robb
Bias-cut Zebrawood



Bill Brown
Locust



Kris Southerland
Acrylic, 30-06 Casing, Antler



Marty Knapp
Teak, Slumped Glass



Karen Basrak
Acrylic Pens

A Closer Look

Jason Swanson

The gallery piece that stands out most in my mind is the off-center burl by Michael Kuehl. The piece of wood itself was beautiful and Michael did a superb job both turning and finishing it. The off-center aspect adds to the technical challenge of a piece like this and placement on the burl itself really helped to showcase the natural, raw beauty. The finish was a little glossy (harsh) in my opinion, but was perfectly executed with no sign of "bubbles," dust, hairs, or scratches. I think this offset burl gallery piece can be summed up in one word - Brilliant. Now, not to take away from the burl piece at all, I do believe there should be some mention regarding the two new pen turners who submitted work on the gallery table. First would be 9-year old Andrew Buldak (see pg 13) and the multiple pens submitted by Karen Basrak (pg 14), a Texas turner who has just started turning. It's hard to believe that these were "first pens" by these two individuals because they were so well done. With hand/eye coordination like that, I'd say keep turning! Who knows, these two might be the next "Dick Sing" or "Bonnie Klein"!



Multi-axis Sculpture by
Michael Kuehl

"A Closer Look" is presented each month by the reviewer of the CWT gallery, celebrating originality and fine craftsmanship.

For Sale, Trade, or Free

Ring Master for Jet mini lathe, including clamp kit, 2 HSS double sided blades, instructional DVDs and a supply of bowl-sized Corian material. New cost over \$500, sell for \$375. Can deliver to the September meeting. Alice Call 630-761-0742.

Bed extension and leg for Jet 1642. \$175.00 Contact Dan Goulding jidjou774@sbcglobal.net or 847-356-7817.

To place an ad, contact Paul Shotola 847-412-9781, p.shotola@comcast.net
Non-commercial listings only, please.

"For Sale" and "Wanted to Buy" listings will be posted on the CWT Website as well as the Newsletter



Monthly meetings
are held on the
2nd Tuesday of
each month from
7:00 pm till 9:30 pm

Woodcraft
Supply
1280 E. Dundee Rd.
Palatine, IL
847-776-1184

Visit our website

chicagowoodturners.com

for more gallery photos,
past newsletters,
expanded calendar
and late-breaking
news.

Membership in the Chicago Woodturners is available to anyone wishing to increase their turning skills through education, discussion and critique. Annual dues are \$25.00 for a single membership and \$35.00 for a family. Visit our website for an application or contact

Andy Kuby
Membership Chairman

The Chicago Woodturners is a chapter of the American Association of Woodturners (AAW). Visit their website for more information.

www.woodturner.org