



23 years of Art,  
Craft, Technology,  
and Tradition.



The Monthly newsletter of the Chicago Woodturners

September 2010

## Turn-on! Chicago 2010 is a Success

Al Miotke



If you had the opportunity to spend the weekend of August 20-23 at Turn-on! Chicago 2010, I'm sure you left with many new ideas to expand your skills and made a few new friends in the process. A record 224 woodturners from around the mid-west and even further spent the weekend on the beautiful and peaceful grounds at *Saint Mary's of the Lake* in Mundelein. For most, the highlight of the event were the 10 rotations with 5 demonstrations to choose from during each time slot. The demonstrations were informative and entertaining with topics for everyone from the leaders in their field. If you wanted to learn air brushing and piercing, you could not find a better teacher than Binh Pho. Bowl, platter, and box making could not be more entertaining with Jimmy Clewes behind the lathe. Malcolm Tibbetts took many of the mysteries out of segmented construction then showed everyone how to use those basics to make mind dazzling sculptures. Pen turning with Don Ward, birdhouses by Dick Sing and basket illusion techniques by David Nittmann were made to look easy. How about turning the inside of a vase larger than the outside. Impossible you might think, well not in the expert hands of Cindy Drozda. You could also learn to add stunning colors to your pieces using the intriguing marbling techniques of Carol Floate.

*(Continued on page 4)*

### In This Issue

TOC Review	1
Curls from the President.	2
August Demo review	3
AAW News	6
AAW Photos of the week	7
Meeting Minutes	8
Selling at a Craft Fair	9
Member's Gallery	10,11,12
Closer look	13
Calendar of Events	14
For Sale	15

### Eccentric Box by Clint Stevens

### September Demonstration

The September demonstration by Clint Stevens will be an introduction to eccentric turning. The project is a simple box with a complementary accented lid. This session is designed to introduce the joys and challenges of eccentric turning with an interesting yet approachable woodturning. Clint will introduce three eccentric chucks. One dazzling but expensive chuck, and two which you can build with fast food lunch money in very little time. If you have ever wanted to explore eccentric turning on a budget; don't even think of missing September's meeting.



**Curly from the President's Platter**

**Phil Brooks**



**President  
Phil Brooks**

**224 Attendees  
at Turn-on  
Chicago had  
an enjoyable  
and  
educational  
weekend.**

**CWT  
Meetings  
Friendship  
Village is located  
2.5 miles south  
of I-90 and .4  
miles west of  
Roselle Road at  
350 West  
Schaumburg  
Road,  
Schaumburg, IL**

After 16 months of effort the Turn-On! Chicago 2010 is part of history. By everyone's report it was considered a success. We lined up the demonstrators 16 months ago, had a few planning meetings and ended up meeting monthly for the last 8 months, using a 400 line schedule, to coordinate our activities. We had 10 outstanding committee chairpersons that put in an extraordinary amount of time and an effort to make the symposium a success. Chairpersons were: Carole Floate, Demonstrator and Instant Gallery, Scott Barrett, Audio/Video, Andy Kuby, Facility, Jan Shotola, Hospitality, Paul Shotola, Advertising and Publicity, Don McCloskey, Trade Show, Paul Pycik, Auction and Fund Raising, Phil Brooks, Schedules and Database, Joyce Sullivan, Finance, and Tom Waicekaskas. The chairpersons were ably supported by a cast of another 50, or more, members of the club.

Now, a few statistics from the symposium database. Attendees by State: Illinois 124, Wisconsin 52, Michigan 17, Iowa 11, Indiana 4, Minnesota 4, Ohio 3, Missouri 2 and all others 32. Attendees by Chapter: Chicago Woodturners 83, Windy City Woodturners 15, Milwaukee Area Woodturners 13, Northern Wisconsin Woodturners 12, Wisconsin Woodturners 10 and all others 32. Total paid attendance was 226, an

increase of 24 over the 2008 symposium.

From an income standpoint this year was even better than 2008 with the auction proceeds of \$13,180 and the raffle proceeds of \$2,540. The remaining income and expenses on the symposium have not been finalized but it too will show a good profit.

The success of the symposium came as no surprise to me. With the talent we have in this club and the effort that all of them were willing to put in, it had to be a success. What was amazing to me was the fact that in less than 2-1/2 hours after the symposium ended, we had all of the trade show people and demonstrators on the road home, everything on the truck and the facility in better shape than when we moved in. It was really great to see the number of people who were more than willing to help at all levels. Now that we have the experience of the two symposiums, it will be a lot easier and better in 2012. Now let's get a few days rest.

Thanks to everyone,



**Don't Forget the September Presidents Challenge!**  
**Push yourself to the limits and bring in a piece that is colorful.**  
**Try something new , maybe airbrushing, painting, segmenting, or dyes. Just be creative and have some fun.**

## August Demonstration Review—Bowl Gouge Grinds

Clint Stevens

The heart and soul of woodturning are bowls and Bob Bergstrom is a turner who knows bowls. At our August CWT meeting, Bob gave us a demonstration so intense and complete that we may well receive college credit for it.

As Bob began, he introduced us to a bowl gouge grind that looked so intimidating that it would have made Alfred Hitchcock proud. It's called a Gator Grind, and from all the puzzled looks, not many of us have heard of it before. As Bob explained this grind, it is not only well thought out; it allows some very impressive capabilities. This grind is used on a "V" shaped gouge, and runs about two inches on either side. The bevel is vertical rather than rolled inward as created by grinding jigs. Bob applies this grind by hand. The low bevel profile allows more aggressive cuts than otherwise possible. Bob's Gator Grind has a narrow tip and low center of gravity, allowing for added stability during aggressive cuts. The Gator Grind is not a one cut wonder, Bob proved it was great for sheer cutting, sheer scraping, pull cuts, and any other cut a gouge should be able to deliver.



Why is this all important? Simple: when turning side grain (like bowls), the direction of the wood grain changes twice per revolution. In a flash, you go from long side grain, to short end grain. That asks the gouge to do two different jobs every time the wood finishes a rotation. You notice this when the gouge passes over the wood. The gouge could click twice as it passes from long grain to short grain on every revolution. The gator grind makes this transformation more subtle, therefore minimizes this transformation effect. Bob's grind does this by providing a low profile solid cutting surface support. The wide horizontal component has a strong 70-80 degree side rake with a small 25-30 degree sharpening angle to minimize subsurface damage. Hey, don't shy away from reading that again if you have to, because although it's a bit technical, it explains much about this grind.

Bob Bergstrom shared much more than an unusual bowl gouge grind. My favorite was a very clever skew chisel home re-ground from ½ inch HSS stock. The cutting edge was ground to ¼ inch. This mod allows the skew to work in very tight areas with full half inch support. You might suspect this kind of advanced thinking from a physicist, which I'm beginning to suspect Bob is.

Bob shared a video which explains the Gator Grind, and includes gems from a number of the best bowl. If you haven't seen it, this video is available in the CWT library. Check it out at the next meeting.

Bob Bergstrom's message to us is twofold. Firstly, it's worthwhile to consider the geometry and physics of our cutting tools. Sure it's a bit of work, but the reward it's an unparalleled understanding of woodturning. Secondly, don't be afraid to grind your tools the way you like them. Great job Bob, thanks! Does anyone know if we owe tuition for this class?





**We learn something new about each other with every gathering**

*(Continued from page 1)*

When not in a classroom there was still plenty to do and learn. If your wallet was feeling a little heavy there were plenty of very friendly vendors in the tradeshow offering tools, wood, videos, lathes, and sanding supplies who were willing to help you out. Then head over to the Instant



Gallery to see a collection of really inspiring work by attendees and demonstrators. The gallery appears to just keep getting better.

Friday evening was full of activities, and opportunities to socialize. Making Pens that would be donated to our troops with Don Ward and the Master Chief. When your pen was complete, you could try your hand at marbling with CWT's Carol Floate.



**Ron Bernardi our lively and entertaining Auctioneer**




**Marbling anyone? .**



**Directions anyone!**



**Over 800 Pens made for our troops. Thanks Don and everyone who contributed .**



**Jason's Daughter, Holly shows off a Pen**

*(Continued from page 4)*

The dinner and Auction on Saturday evening was a great way to relax after a day full of activities. Paul Pyrcik and Ron Bernardi did an excellent job of entertaining us while they took our money. It was an excellent event with record earnings for the CWT education fund. Thanks to all the artists who graciously donated pieces to the auction to help make the event a success



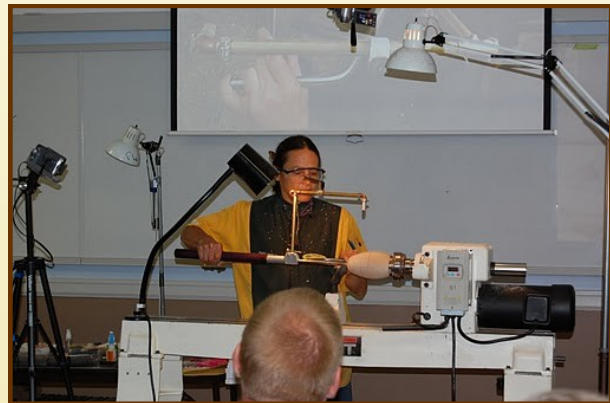
Turners are never late for dinner!



Cindy Sing shows off an Auction Item



Don Ward gives a few tips



And Cindy Drozda shows everyone a few tricks



What an excellent Gallery



Johannes Michelsen, The hatman!

**THANK YOU Turn-On! Chicago Room Assistants**

**Bill Robb**

Thank's to the 25 volunteer room assistants that were involved in the Turn-On! Chicago. Their attentive work was one of the things that made OUR symposium such a success. These volunteers, some of whom did not have any previous experience with the operation of video equipment did a great job so that others in the audience could enjoy the demonstrations. They also did an invaluable service of getting needed items for the demonstrators as well as keeping the area clean so that the demonstrators could do their work. Some room assistants missed a demo or two that they wished to attend so that they could help make this a truly enjoyable event for everyone.

I would also be remiss if I did not thank the many great members who assisted in the setting up of the demonstration rooms and the very efficient and thorough clean up of the facility on Sunday afternoon.

**AAW News and Events**

**Al Miotke**

The AAW board has been busy during the month of August. Effective in September, board meetings will be open to all AAW members to improve the transparency of the boards activities. A meeting announcement will be posted on the AAW web site 10 days prior to the date of the meeting. Any AAW member wishing to attend the meeting may do so. If the meeting is to be held by teleconference, members can request a PIN number to gain access to the call.. See the AAW website for more information.

Second, a Bylaws review committee was formed with Ron Sardo and Dale Larson appointed as Co-

chairs of the committee by President Wirsing. The committee which consists of members from across the country. will develop a set of proposed changes to the Bylaws which will be included with the December Journal.

Election for the three 2010 Board of Director openings will begin soon. Information about many of the candidates was available in the August Journal. Since then, additional information has been made available on some of the candidates on the AAW website. All AAW members are encouraged to become informed before voting begins.

***Do you have a technique you would like to share? How about doing a gallery review.***

***If interested contact Scott Barrett***

Upcoming Meeting Agenda		
	Gallery Review	Demonstration
September	Paul Pyrcik	Clint Stevens—Eccentric Box
October	Alan Carter	Darrell Radar—Woodturning 101 "For the fun of it"
November	Graeme Priddle	
December	None	Annual Christmas Party

## AAW "Photo's of the Week" in August



Week of Aug 2

Ambrosia  
Maple



Week of Aug 15

Maple Burl

Week of Aug 9  
Briar burl,  
Blackwood



Week of Aug 23  
Walnut

### Chicago Woodturners Board of Directors and Committee Chairs 2010

President	Phil Brooks	847-548-6477	brookphil@sbcglobal.net	1052 Cheswick Dr	Gurnee, IL 60031
Vice President, Web	Scott Barrett	847-562-9121	dr@bdental.net	46 Bridlewood Lane	Northbrook, IL 60062
Secretary	Andy Kuby	847-317-1841	kubywinslow@comcast.net	2945 Cherokee Ln.	Riverwoods, IL 60015
Treasurer	Jan Shotola	847-412-9781	jshotola@yahoo.com	1865 Western Ave.	Northbrook, IL 60062
Past President	Paul Shotola	847-412-9781	p.shotola@comcast.net	1865 Western Ave.	Northbrook, IL 60062
Newsletter Editor	Al Miotke	847-297-4877	alan.miotke@chamberlain.com	920 Sumac Lane	Mount Prospect, IL
Membership	Thomas Stegall	309-635-1623	thomas.stegall@moody.edu	3470 N. Keating Ave.	Chicago, IL 60041
Librarian	Clint Stevens	773-852-5023	clint.stevens@comcast.net	1635 S. Chesterfield	Arlington Hts., IL 60005
Raffle	Chuck Svazas	708-482-3866	csvazas@sbcglobal.net	707 Bransdale Rd	LaGrange Park, IL
Tools & Equipment	Don McCloskey	847-420-6978	mccloskey@ameritech.net	2028 Gilboa Ave.	Zion, IL 60099
Demonstrations	Binh Pho	630-365-5462	toriale@msn.com	48W175 Pine Tree Tr.	Maple Park, IL 60151
Set-up / Clean-up	Bill Robb	847-931-1876	akmtns1@comcast.net	46 Lone Dr. Unit C	South Elgin, IL 60177
Audio & Video	Lee Svec	847-331-0715	svec@att.net	661A Fieldcrest Dr.	South Elgin, IL 60177
Ornamental Turning	Bill Hochmuth	630-620-8566	wfhochmuth@comcast.net	2S725 Parkview Dr.	Glen Ellyn, IL 60137

**August 2010 Meeting Minutes**

**Andy Kuby**

**Graeme Priddle  
all day demo on  
Nov 13 and  
hands on  
classes on Nov  
14-16**

**Sign up has  
begun. Contact  
Jan Shotola for  
the Saturday  
demo and  
hands on  
Classes**



**Don't Forget your  
Raffle Tickets in  
September.**

\$1 Each  
\$5 for 6  
Value Pack \$10 for  
13

CWT Dues for  
2010  
\$25.00 for an  
individual member-  
ship  
\$35.00 for the  
whole family

The meeting at Friendship Village was opened shortly after seven PM by Vice President Scott Barrett who reminded us that there was to be no smoking, spitting, fighting or drinking on the premises while Phil Brooks is on vacation.

The Turn On Chicago Symposium Chairpersons each gave a status report and/or made a plea for volunteers or other assistance: Don McCloskey has collected over 700 pens for the Pens for Troops project and expects more. Paul Prycik gave a brief powerpoint presentation on the auction/banquet. We need to come to the symposium banquet ready to bid. Bring a friend with a checkbook. Andy Kuby asked for help with loading the CWT equipment needed for the demonstrations at the symposium. Bill Robb passed out the room assistant checklists and mentioned that he still needed a couple of volunteers.

Jan Shotola gave an update on the Chicago Woodturners Symposium "Turn On Chicago" We have 211 people signed up so far (from AK, FL, WA and other far away places in addition to our own members). The Friday night rooms are sold out but there is still space for Saturday and Sunday. The confirmation letters for attendees are going out on a regular basis, please let Jan know if you have registered but not received one. 265 people have signed up for the banquet and the room is full.


Jan Shotola did not give a treasurer's report. She stated that we are solvent and in good shape.

Thomas Steagall reported that we one visitor this month, William Gibson from Carpentersville.

The raffle by Paul Shotola (as Chuck Svazas) raised an undisclosed but substantial amount of cash, thanks again to Roger Shackelford who won many of the items.

Al Miotke noted that he is always looking for articles for the newsletter. If you have a new tool, technique or video, send in a review.

As noted in previous minutes, Graeme Priddle will be the first to use the new classroom, November 14-16. Jan Shotola announced registration has begun and spaces



are filling fast. Graeme will also do an all day demonstration at Friendship Village on November 13 and do the gallery critique at the November meeting.

Clint Steven reported that the library is still lending strong. Don't forget to bring back anything you have borrowed.

Scott Barrett solicited volunteers for the October gallery review and will surprise us with his choice.

Scott Barrett and Paul Shotola noted that most of our members have probably heard that there is a controversy in progress at AAW. They stated that the Chicago Woodturners Club is officially 100% neutral in this and referred the membership to the AAW and Members Action Group websites for additional information. They also stated that CWT is fortunate to have one of the AAW Board as a member, Binh Pho. Binh answered a few factual questions and referred members to the websites for additional information.

The demonstration on Bowl Gouge grinds was given by Bob Bergstrom of the Windy City club. Bob took us through a few videos and a very good explanation of exactly what happens where the gouge meets the wood.

The gallery review was given by Paul Shotola with his usual insightful comments.



## Selling Your Work at Art and Craft Fairs

Thomas Stegall

Back when we were taking math in school, we were met with the unwelcome demand “show your work” Now many years later, some of us have reached the point that we desire to “show our work” in the arena of wood turning. Many of us hope to sell our crafts to generate income or at the very least to offset the cost of our tools and materials.

Since much of the appeal and quality of our work can only be appreciated up close, this article is intended to assist those wanting to sell their crafts in person. This can be a daunting task, but if you are well prepared, it can also be very rewarding ways.

The first thing we need to do is to determine the price range of the pieces we intend to sell. This is important because we don't want to fill our booth with \$500 items at a venue filled with \$20 items attracting bargain hunters. Generally, there are three types of shows; Family Shows, Craft fairs and Art Shows. The family type of show typically has entertainment, events or food as the main attraction. Due to the blended nature of the attraction, purchases are largely on impulse (typically below \$100).

Craft fairs on the other hand tend to draw people with the intent of shopping. Craft fair booth fees are typically \$20-\$100 without any application fees. Craft fair entrance standards vary and may allow all manner of offerings much of which may not be handcrafted. The history of any fair and its location will also strongly influence the type of customers that are attracted. Organizers are looking for a variety of vendor types i.e. jewelry, photography, oil paintings. Your inclusion is largely based on the number of “wood” vendors allotted, so applying early is important.

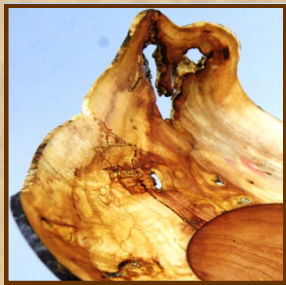
For most woodturned items, the higher end venues; “Art Shows”, “Juried Art Shows” or “Fine Art Fairs” are more appropriate. Juried Art Shows are the most organized, structured and advertized. These shows are competitive with \$25 application fees being standard. Acceptance is based on a Juried review of 4-5 pictures of your work with one photo of your entire booth setup. Professional quality photographs, esthetic booth displays and early application submission are essential for



acceptance into these shows. If accepted, booth fees are typically \$300-\$500, with prize money awarded to 5-10 artists. The tradeoff is that these shows attract more art collectors, home decorators etc that value fine art and have the means to afford it. The rules and organization of these shows is somewhat standardized requiring a white 10'x10' canopy and provide overnight security.

Virtually all Juried Art Shows and Fine Art Fairs register with one of two on-line services; “Juried Art Services” and “Application” both are easy to use. These services work as a digital hub of communication between a nationwide registry of shows and artists. With these services artist of all types register a single application with their information. Artists download as many photographs of their work as they desire, and select which combination of photographs they would like to submit with each show they apply to. Artist registration with these services is free, and artists are contacted via e-mail concerning upcoming shows and application deadlines. Searching for shows and their information can all be done at the service websites. For anyone who desires to sell their woodturnings (in shows or by other means), this article touches is only the tip of the iceberg. I would highly recommend the book “*Marketing Your WoodCraft*” by A.B. Petrow. Secondly, I would recommend starting with a craft fair with your lower end pieces. The booth fees will be low, but the experience will be invaluable. You will learn what and how much you need to bring, how to set it up, and which of your turnings and display methods people respond to. Even the smallest of sales should cover your booth fees. And who knows you might even earn some cash for that next tool you have been looking at?

It's in the Details



Member's Gallery



Bill Brown  
Cherry Bowl



Bill Robb  
Holly, maple Acrylic Pens



Tom Waicekaskus

August Meeting



Kelly Bissell  
Buckeye Root ,  
Mulberry



Bob Bergstrom  
Elm Burl

**Member's Gallery**



Bill Brown  
Maple Bowl



Larry Fabian  
Threaded Box



Martin Meyer  
Birdseye Maple Bowl

**July Meeting**



Binh Pho  
Pierced, Air Brushed



Thomas Stegall

**It's in the Details**



**The  
September  
Gallery will  
be reviewed  
by Paul Pyrcik**



Bill Brown  
Oak Platter



Thomas Stegall  
Hanging Vase



Marty Knapp  
Maple



Thomas Stegall  
Bowl



Roy Lindley  
Blackwood  
Ornamental Turned



Larry Fabian  
Mineral Inlay Bowl

## Closer Look

Paul Shotola

The August Gallery was particularly strong, with a wide variety of turnings on display. If anyone thinks that turners just make bowls and bottle stoppers, well, they're wrong. The lathe is an amazing machine, capable of nearly any shape except a perfectly straight line. In fact, the lathe is the only machine capable of reproducing itself. Think about it. Could you make a table saw with only a table saw? How about a drill press to make a clone of itself? Nope. Only the lathe has that capability (I'll accept 3D inkjet model makers, but they only make plastic parts, not the real thing). That capability lends itself to creating nearly any shape imaginable. The August gallery was a case in point.



In thinking about one item that really knocked me out, I had to struggle a bit, as the work was varied and the quality high. I liked Ken Staggs ornament with the natural birch bark globe, and I thought Martin Meyer's 2-stage vase was a unique shape and showed a lot of promise down the line. I kept coming back to a piece that we didn't review, as Carole Floate had to leave early. Her sculptural construction is a knockout. If you attended TOC, Carole's display in the Instant Gallery was a real show-stopper. Reviewed by John Jordan and Don Derry, they found Carole's work, as a group, to be organic and inspiring. This piece may be the best of the group. Her use of color, texture and various shapes (some not made on the lathe, but hey, I'm not a purist) combine to create a piece that tells a story. Study the photo, and think about what you see in this sculpture. Flowers, the blowing wind, possibly the ocean? Is it about unity or separation? Each viewer will have a different interpretation, and that's the way things should be. What is the Mona Lisa smiling about?



Ken Staggs  
Birch



Martin Meyer  
Curly Maple



Carol Floate  
Marbled, Pierced

## Calendar of Events

### Classes at Woodcraft, Woodridge

Turning 101 with Carole Floate, September 11-12

Turning 102 (Bowl Turning) with Carole Floate, October 16-17

Turning 101 with Carole Floate, November 6-7

### Classes at Woodcraft, Libertyville

Turning 101 with Carole Floate, September 4-5

### Classes at Woodcraft, Milwaukee (New location in New Berlin)

TBD

### Symposiums

Turning Southern Style, September 17-19

Contact: Harvey Meyer

5174 Waterford Drive

Dunwoody, GA 30338

2nd Segmenting Symposium, November 11-14, Arrowmont, Gatlinburg TN

[www.segmentedwoodturners.org](http://www.segmentedwoodturners.org)

### **Attention artists, teachers and demonstrators**

If you are participating in a craft show, have a gallery exhibition, will be teaching or demonstrating your craft, or know of an event of interest to woodturners, please contact the Editor to add the event to the calendar.

A little self-promotion is a good thing. Your fellow woodturners want to know about your events.

To add events to the calendar, contact Al Miotke at 847-297-4877 or [alan.miotke@chamberlain.com](mailto:alan.miotke@chamberlain.com)

## For Sale or Trade

Contact the Editor to post your items

Large pieces of Ambrossia Maple, Flaming Box Alder, Apple and Walnut for sale. These are with natural edges cut from the tree except the walnut which was cut into blocks. Will cut to smaller sizes to meet needs. If interested can call Martin Meyer: cell 773-879-4184 or home 773-631-7668.



Enco dust collector; 2 bag configuration, 1 hp motor. Price \$50. Contact Clint Stevens 773-852-5023.

BROADHEAD-GARRETT 16"dia. and 40" length lathe \$400, tools and accessories \$600. Contact: Fred Erbes 815-393-4293.



Items of interest to woodturners for sale, wanted, trade or free are welcome.  
Non-commercial ads only, please. To place an ad, contact Al Miotke.  
847-297-4877 or alan.miotke@chamberlain.com



**Monthly Meetings are held on the 2nd Tuesday of each month at Friendship Village 350 W. Schaumburg Road Schaumburg, IL 7:00-10:00 PM 847-884-5000 Join us in the Woodridge Room in the Bridgewater Place building. 7:00pm –10:00pm All are welcome.**

**Visit our website**  
[chicagowoodturners.com](http://chicagowoodturners.com)

**Membership in the Chicago Woodturners is available to anyone wishing to increase their turning skills through education, discussion and critique. Annual dues are \$25.00 for a single membership and \$35.00 for a family. Visit our website for an application or contact Thomas Stegall Membership Chairman**

The Chicago Woodturners is a chapter of the American Association of Woodturners (AAW). Visit their website for more information.  
[www.woodturner.org](http://www.woodturner.org)