



23 years of Art,  
Craft, Technology,  
and Tradition.



The Monthly newsletter of the Chicago Woodturners

November 2010

## Graeme Priddle Visit begins on November 9

Paul Shotola



Is your surface surfaced? Are your textures textured? Are your curves curvy enough? Relax; Graeme Priddle is here to help you along. He's here to demonstrate the techniques that will take your work from mundane to exceptional, and he will present them to us in a cloud of smoke and a swirl of grinding dust that

will entertain, amaze and inspire.

Graeme is from that part of the world that refers to Australia as the "big island," known to us as New Zealand. His influences are decidedly South Pacific, with water, shells, and the ocean's waves as recurring themes. His work is featured in the finest galleries (He will be prominently displayed at SOFA Chicago [www.sofaexpo.com/](http://www.sofaexpo.com/)) and collections the world over. He is a frequent demonstrator and educator at turning symposia, classes and workshops internationally. In 2000, he was a featured participant in the International Turning Exchange at the Woodturning Center in Philadelphia. Visit [www.woodturningcenter.org/ITE/ite-index.html](http://www.woodturningcenter.org/ITE/ite-index.html). In addition, there is more info on

Graeme at his website: [www.graemepiddle.co.nz/](http://www.graemepiddle.co.nz/)

Graeme's demonstration on Saturday, November 13 will include his techniques for surface treatments, with pyrography a featured subject. Wood burning is a popular technique, but does require some specialized gear. At this demo, Graeme will teach us how to make our own, custom burning tools, using readily available and inexpensive parts. Think automotive battery charger and a light dimmer. After this demo, you can be burning and texturing on the cheap. Another popular technique is adding carving to turnings, and Priddle is an expert with the Arbortech style grinder. He'll show us how it's done, effectively and safely. All of Graeme's techniques can be easily put to use in your shop, using his guidance and inspiration.

The demonstration will be held at our new classroom facility in Geneva, IL. Our good friend

*(Continued on page 3)*



### In This Issue

September demo review	1,3
Curls from the President.	2
Meeting Minutes	4,5
AAW Photos of the week	6
Club Events	7
AAW News	7
Member's Gallery	8-12
Calendar of Events	13
For Sale	14



### Important Notice!

The Graeme Priddle Saturday demo location has changed to the Geneva location. Visit the CWT website for maps and additional details about this fantastic event.

**Curls from the President's Platter**

**Phil Brooks**



**President  
Phil Brooks**

Those of you that have turned wine stoppers using a dowel and cork have probably broken off a few dowels while turning them. They can usually be recovered by orienting the broken dowel vertically on the drill press and drilling out and replacing the broken dowel. However if you would like to avoid the irritation of that ever happening again, consider making the compression chuck shown below. It is used in conjunction with a scroll chuck and provides considerably more support to the dowel than a Jacob chuck, pin jaws or even a collet chuck. The reason it works so well is twofold. First, the dowel is held by virtually the entire diameter over a length of one inch. Second, there is a square shoulder on the compression chuck that fits squarely against the bottom of the stopper blank and the jaws on the scroll chuck fits squarely against the square shoulder on the back of the compression chuck.

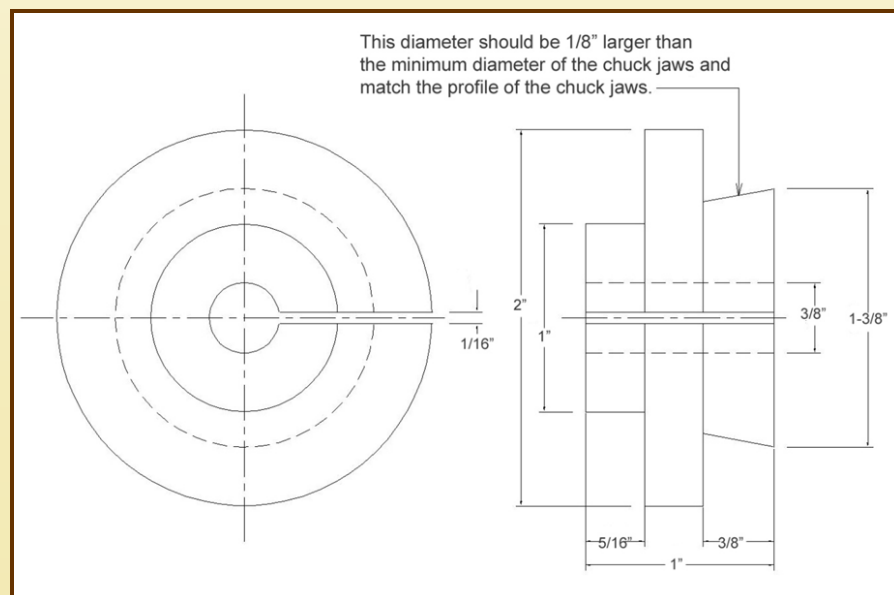
Now, here's how I suggest you make it. Start with a blank roughly 2" x 2" x 1" between centers and turn the tenon for the scroll chuck, as shown on the right side of the profile drawing. The diameter should be approximately 1/8" larger than the minimum diameter of the scroll chuck jaws (to get the maximum surface area touching the tenon) and the profile should match the profile of your chuck. The dimensions and dovetail profile shown are for my Vicmarc 100 with the standard 2" jaws.

After cutting this tenon, remount the piece in the scroll chuck and turn the other two diameters to size. The 1" diameter on the front of the compression chuck is a reference for the finished diameter of the bottom of the stopper. Then using a Jacobs chuck drill a 3/8" diameter hole in the center, completely through the piece. The piece can now be removed from the lathe, laid flat on a band saw and held with a clamp to cut the slot on the side. Make sure the cut goes towards the center of the piece. And it's ready to use.

Now get busy, make this chuck so you can confidently make some of those great wine stoppers to bring to the next gallery review. See you then.

**Bottle Stopper  
Collet**

**Another great  
tip from our  
President**



**CWT  
Meetings  
Friendship  
Village is located  
2.5 miles south  
of I-90 and .4  
miles west of  
Roselle Road at  
350 West  
Schaumburg  
Road,  
Schaumburg, IL**

*Phil*

**Graeme Priddle Visit in November**

Paul Shotola

*(Continued from page 1)*

and long-time member Glenn McMurray has provided a great venue for demonstrations and hands-on classes. All of the lathes and equipment in use at Woodcraft in Palatine have been moved to Geneva, with all of the amenities you would expect. Except chairs. Bring your own. Geneva may be a little out of the way for some of you, so we will be organizing some car-pooling locations to make the drive a little easier. Visit the CWT website [www.chicagowoodturners.com](http://www.chicagowoodturners.com) for details and maps to Geneva.

Attendance fee for the demo is \$30.00, but CWT members can save 50% by pre-registering at the November meeting. Class fees are \$125.00 for one day and \$250.00 for the two day class. As of this writing, there are still a few class openings available. Contact Jan Shotola at 847-412-9781 or [jshotola@yahoo.com](mailto:jshotola@yahoo.com) to reserve your spot.

Invest a day with Graeme Priddle and you will come away with new techniques and insights that will inspire and motivate you to create turnings



and artwork that truly reflect your artistic vision. Spend a day or two in his classes, and you will come away fully equipped to create your visions in your own shop. If you are looking for new techniques, new inspiration and a new direction, head to Geneva for a taste of the South Pacific. It will be worth the voyage.

**November Demo—Turning Platters by Don Johnston**



If your looking for a few tips to improve your platter designs, CWT's November meeting is the place to be. Are you wondering what is the difference between a platter and a shallow bowl? What are good proportions? How do you get a nice flat surface with no detectable ripples? What about reverse chucking to do the bottom or getting the getting just the right finish. If you have ever looked at one of Don Johnston's platters in the gallery, you know that he is the right person to answer these questions and many more!

**November Raffle has tools**

Chuck Svazas



Yes, cash is accepted. Four miniature turning tools will be in the raffle this month. They include a mini skew, mini hollowed, mini scraper, and mini spindle gouge. You will need these to make those Christmas ornaments and they are yours to win if you just buy a bunch of tickets. But beware, you will have to beat Roger.

**Don't Forget your Raffle Tickets in November.**

\$1 Each  
\$5 for 6  
Value Pack \$10 for 13

Woodturning for the Fun of it Demo Review

Clint Stevens




Darrell Rader is hands down one of the most knowledgeable turners in the CWT. So when he offered advice to the novice turner (hey, we are all novices,) I took notes. His most emphatic advice was “Turn! Turn! Turn!”

Darrell knows there is no instant gratification in woodturning. You can read, watch videos, attend CWT meetings, or share a beer with the world’s best turners. Until you stand at your own lathe and make the studied methods your own, your skills cannot increase.

After that pure nugget of wisdom, Darrell continued to deliver sound advice and methods as if he were the Socrates of woodturning. We were instructed on the basics of lathe selection (look at bearings, spindle size, weight and footprint); sharpening tools (use a slow speed grinder with dressed stones and sharpening jigs); and that you only really need six or seven turning tools (damn it.)

Our demonstration included a recount of woodturning’s godfather, Rude Osolnik. Rude is of course famous for turned candle holders with a cove near the top which subtly becomes a bead toward the bottom. Rude claimed that he raised and



put his children through Berea college, all with this iconic and mystifying candle holder. Rude used an oversized roughing gouge to turn the entire project. He did this an estimated 15,000 times. Once more, time and repetition at the lathe pays off, just like Brother Rader preached.

Just for smiles (well, and to prove a point) Darrell turned a cylinder with garden implements. A spade, hoe and ax. While these may not be the preferred turning tools, they work because of two things. First, they were flawlessly sharpened. Second, they were presented to the wood as we have been instructed time and again. Anchor, rub the Bevel, and Cut (ABC....seems easy enough.) It’s easy to imagine that by keeping a turning tool sharp and paying attention at the lathe, we could expect at least as good a result as something bought at Smith and Hawken.

Darrell finished the presentation with a slide presentation which included selected pieces of his work since high school. That first simple, fanciful turning began a love affair with woodturning. His experience with furniture, bowls and vessels of all descriptions culminated with an elegant carved interlaced twin swan turning. Had it not have been for the quirky high school turning, the twin swans could never have been.

I can’t be my usual glib self when summarizing Darrell’s presentation. Since the beginning of CWT, Darrell Rader has been an officer, instructor and generous friend. To his credit and our great benefit, he continues to share. Thanks, Darrell.



So why did we purchase all those expensive HSS tools.

How to cut down a tree and turn it with a single \$20 tool.



**October 2010 Meeting Minutes**

**Andy Kuby**



A new home for the CWT display pieces

**Interested in a world class turner.**

**Send an email to Binh Pho if there is a demonstrator you would like to see in 2011.**

[BinhDPho@eaton.com](mailto:BinhDPho@eaton.com)

**It's that time of year!**

CWT Membership renewal for 2011 is due on January 1.

See Thomas Stegall at any of the upcoming meeting.

\$25.00 for an individual membership or \$35.00 for the whole family

The meeting at Friendship Village was opened shortly after seven PM by President Phil Brooks. The usual admonitions against spitting and fighting were dispensed with.

The display case has found a new home at Friendship Village, just outside our meeting room. The various turnings the club owns are now back on display and out of Phil and Paul's living rooms.

The annual Woodworking show is scheduled for the Schaumburg Conference Center December 10-12. Jim Wickersham had a signup sheet for demonstrators and helpers. Please contact him at [shum39@juno](mailto:shum39@juno) if you want to help out. This is always a good show.

Our annual Christmas party is coming up but we don't know where to have it. Any ideas? Contact Phil or Jan with suggestions. We have the choir lined up but will have to release them if we can't find a venue. There was some discussion of having the dinner catered this year and charging a small fee to attend. Phil will get a proposal from Friendship Village to provide the space and cater.


Binh Pho is lining up our demonstrators for next year. If you have anybody you want to see or want to take a class with but can't afford the plane fare to Australia or Germany please contact Binh at [BinhDPho@eaton.com](mailto:BinhDPho@eaton.com) get the name on the list.

AAW Board of Director election voting ends October 21. Please vote and remember that John Ellis has withdrawn so don't waste that vote.

Phil is submitting our mailing list to Klingspor's so that each of us will qualify for a 10% discount. If you don't want your name on that list please get to Phil right away. Talk to Thomas Stegall too and make sure he keeps it off any lists we may distribute.

Our lease agreement with NORMAC is complete. Classes can now be held at Norton-McMurray, 2570 Kaneville Court, Geneva, Illinois. Eric Mah is doing the electrical work required for the classroom

and should be complete by this Thursday, so thank him the next time you see him. Marie Anderson is looking for people to help set up the class room at NORMAC. We need to put all the lathes back together after the symposium. Contact Marie at [danmar12@yahoo.com](mailto:danmar12@yahoo.com) Marie is also looking for members to do mentoring sessions at the facility.



Graeme Priddle (New Zealand) will demo on November 13, 2010. He will also be giving a one day class on November 14, 2010, and a two day class November 15-16,

2010. Please contact Jan Shotola to sign up for the classes. The classes will be held at Norton-McMurray, 2570 Kaneville Court, Geneva, Illinois. Graeme will be doing the gallery review next month so be prepared for an entertaining and educational, evening. Rich Nye has volunteered to host Graeme.

The Library has six new books from the estate of John Keith. Please enjoy them.

Tom Waicekauskas announced that the DVDs from TOC were ready for pickup this evening and extras were available for \$10. All the Gallery photos,



some candid shots and the instant gallery review video featuring Don Derry and John

*(Continued on page 6)*

Continued October 2010 Meeting Minutes

Andy Kuby



Jordan. T-shirts from the symposium were also available at \$15

Phil Brooks gave a brief rundown of what went into the Turn on Chicago Symposium and thanked all who participated. The

symposium this year netted \$20,082 of which \$15,181 came directly from the Raffle and Auction.

Darrell Rader has agreed to chair the committee working on how to implement our education program and will be looking for suggestions and participation. Some of the suggestions have included hard copies of the newsletter, a trailer with mini-lathes for training classes and various outreach programs. The club has approximately \$30,000 available at this time. Please forward your suggestions to Darrell at [rader@mc.net](mailto:rader@mc.net). A meeting of the committee was called for immediately after the chapter meeting. Please look for Darrell's updates.

Don McCloskey and Paul Shotola made a short plea for contributions to this year's Empty Bowls project at Oakton Community College. The event will be held December 4 at the college starting at 10:30 AM. Bring your items to the next meeting or contact Don at [mccloskey@ameritech.net](mailto:mccloskey@ameritech.net) This is a local program and should be supported locally. If you are looking for holiday gifts that aren't made overseas, this is the place.

Scott Barrett has been contacted by a new company who asked if there was anyone who was interested in



producing molds for blown glass wineglasses. The company is starting up in Chicago and will provide wood etc and pay for the molds you produce. Please contact Scott at [dr@bdental.net](mailto:dr@bdental.net)

Chuck Svazas won a bit of wood at the raffle and reported that we took in \$195. Most of it was from Roger Schackelford who won twice. Chuck displayed a set of mini-tools which will be in next months raffle. Bring cash.

Thomas Stegall had membership labels again so his computer must be working. He reported that we are approaching 180 members and dues will be coming up soon so start saving. We had two visitors: John from Wheaton and Russell from Hebron.

Carol Floate needs members to assist at SOFA for the Collectors of Wood Art booth. She needs one hour of your time November 4-7. Assistance is also required for setup and takedown. They will comp the entrance fee if you help. A sign up sheet was passed around but if you missed it please contact Carol directly at [cfloate@yahoo.com](mailto:cfloate@yahoo.com)

Paul Pycik reviewed the gallery and quizzed each turner on display regarding what they had learned from the piece.



Paul Shotola volunteered that he had learned it is not always a good idea to ask others what they think of a piece.

(only 50% of the household liked the hat he brought in)

Darrell Rader gave the demonstration on "Turning 101, what I have learned in 55 years of turning" He actually made some curls using unusual tools, ie a spade and an ax. Darrell is an accomplished turner and a good mentor.

**Do you have a technique you would like to share? How about doing a gallery review.**

**If interested contact Scott Barrett**

Upcoming Meeting Agenda		
	Gallery Review	Demonstration
September	Alan Carter	Clint Stevens—Eccentric Box
October	Paul Pycik	Darrell Radar—Woodturning 101 "For the fun of it"
November	Graeme Priddle	Don Johnsston—Turning Platters
December	None	Annual Christmas Party

## AAW "Photo's of the Week" in October



Week of Oct 4  
New Zealand  
Pine.



Week of Oct 18  
Butternut



Week of Oct 11  
Maidenhair



Week of October 25

**2011 Holiday Party Location is all Set**

*Merry*   
*Christmas* 

Thanks to the dedicated and excellent work of Roger and Julie Basrak we will be holding our December 14th meeting and Holiday Party at the Palatine High School. We have the cafeteria from 6:30pm until 10:00pm that evening. We are again honored to be entertained by the talented Palatine High School vocal group. As an added bonus to them, they won't have to rent a bus this year, its their home court. Stay tuned for more information at the November meeting and the December Newsletter.

**Annual Woodworking Show at Renaissance Hotel**

Jim Wickersham

The annual Woodworking Show will be here the 10th through the 12th of December. It will again be held at the Renaissance Hotel and Convention Center in Schaumburg. I will be passing a sign-up sheet around at the next meeting looking for volunteers to help out in the booth. The schedule will be similar to the last few years. As always, bring something to put on the table for viewing by attendees. Don't forget your turning hat and a few of your favorite tools. I will have a jet mini and a few tools so we can all do some turning. Other than that all that is required is a cheery attitude and a willingness to talk to people about woodturning

**AAW News**

Al Miotke

All AAW members should have received an email containing the October letter from the board. This new procedure was introduced this month to help keep members informed about association news. If you did not receive this email, go to the members only section of the website and verify that your correct email is in your profile.

A regular meeting of the AAW Board of Directors is scheduled to begin on Friday, October 29, 2010, at 9:00 AM in the Saint Paul office. Any AAW member is invited to attend the open session on Friday morning.

The AAW is also going green. It was announced this month that beginning in 2011, the resource directory will no longer be automatically mailed to all members. It will be regularly updated on the AAW website but a hard copy can be requested on your 2011 membership as long as it is received by December 31, 2010.

Are you interested in entering a juried show? To help members find a good venue, the AAW has started a new area on the website. This Call for Entries area can be found under the News section accessed on the main page. If you know of a show that is not listed, members can also submit the show to have it added to the list.

**Donate to a Good Cause**

Don McCloskey




Empty Bowls for Food was started by a school ceramic club and CWT members have been donating bowls, pens, ornaments and other turnings for years. Our donations have been in the

silent auction and we have helped them raise money to support the local food pantries. The event will be held on December 4th from 10:30am to 2PM at Oakton Community College in Des Plaines. Contact Don McCloskey (847-420-6978) [mccloskey@ameritech.net](mailto:mccloskey@ameritech.net) or Paul Shotola (847-226-2817) [p.shotola@comcast.net](mailto:p.shotola@comcast.net) for information or pickup. Please bring any donations to the next meeting. You can also bring them to the Woodcraft

in Libertyville before Nov 30.

Don't forget the Pens for Troops event on Nov 6 at the Libertyville WoodCraft store. Come join us, have some fun, and support your troops.





## Education Committee Report

Darrell Radar

Wow! What a send off, and we're on our way! On October 25<sup>th</sup> we held our first meeting to consider all the suggestions that had been presented to us to use our education funds of over \$24,000. We were blessed with lots of passionate talk, great ideas, some impromptu brainstorming and wall to wall enthusiasm.

We first talked about every possibility that had been suggested and decided some were already covered by general funds. We then agreed on our number one priority and assigned people to get more information on all of the rest. We'll get more in depth with the other possibilities at the next meeting.

Our first priority is to try to find another place where we can hold monthly CWT meetings, all day demonstrations, hands-on classes and other activities such as the Christmas party all at the same place. It will also allow us to do a number of other educational projects such as mentoring and special classes.

Phil Brooks has prepared the review form we will be using. We need a completed form for any place you find. Pick one up at a meeting or download one and get on with scouting out our much needed "new digs" The CWT Board is completing the paper work for 501 (c) (3) status (IRS Not-for-profit that gives donors a tax deduction), so keep that in mind if anyone asks, it can make a big difference if someone wishes to donate anything including property.



Stay tuned and get involved looking for a new venue, there will be more to come.

### *Chicago Woodturners Board of Directors and Committee Chairs 2010*

President	Phil Brooks	847-548-6477	brookspphil@sbcglobal.net	1052 Cheswick Dr	Gurnee, IL 60031
Vice President, Web	Scott Barrett	847-562-9121	dr@bdental.net	46 Bridlewood Lane	Northbrook, IL 60062
Secretary	Andy Kuby	847-317-1841	kubywinslow@comcast.net	2945 Cherokee Ln.	Riverwoods, IL 60015
Treasurer	Jan Shotola	847-412-9781	jshotola@yahoo.com	1865 Western Ave.	Northbrook, IL 60062
Past President	Paul Shotola	847-412-9781	p.shotola@comcast.net	1865 Western Ave.	Northbrook, IL 60062
Newsletter Editor	Al Miotke	847-297-4877	alan.miotke@chamberlain.com	920 Sumac Lane	Mount Prospect, IL
Membership	Thomas Stegall	309-635-1623	thomas.stegall@moody.edu	3470 N. Keating Ave.	Chicago, IL 60041
Librarian	Clint Stevens	773-852-5023	clint.stevens@comcast.net	1635 S. Chesterfield	Arlington Hts., IL 60005
Raffle	Chuck Svazas	708-482-3866	csvazas@sbcglobal.net	707 Bransdale Rd	LaGrange Park, IL
Tools & Equipment	Don McCloskey	847-420-6978	mccloskey@ameritech.net	2028 Gilboa Ave.	Zion, IL 60099
Demonstrations	Binh Pho	630-365-5462	toriale@msn.com	48W175 Pine Tree Tr.	Maple Park, IL 60151
Set-up / Clean-up	Bill Robb	847-931-1876	akmtns1@comcast.net	46 Lone Dr. Unit C	South Elgin, IL 60177
Audio & Video	Lee Svec	847-331-0715	svec@att.net	661A Fieldcrest Dr.	South Elgin, IL 60177
Ornamental Turning	Bill Hochmuth	630-620-8566	wfhochmuth@comcast.net	2S725 Parkview Dr.	Glen Ellyn, IL 60137

It's in the Details



Member's Gallery



Bob Leonard  
Red Cedar



Rich Nye  
Myrtle burl,  
Burmese blackwood



Ken Staggs  
Livingia

October Meeting



Alan Carter  
Box elder Burl  
Ebonized maple



Max Schoenberger  
African Mahogany



Fran Islin  
Purpleheart

**Member's Gallery**



Paul Shotola  
Walnut

**October Meeting**



Max Schoenberger  
Spalted Maple

**It's in the Details**



Roy Lindley  
Rosewood



Don Johnston  
Crotch Cherry



Francisco Bauer  
Mesquite

**The October  
Gallery will  
be reviewed  
by  
Graeme  
Priddle**

Member's Gallery



Bob Leonard  
Black Ash crotch

October Meeting



Don McCloskey  
Cholla, Turquoise



Ken Staggs  
Bloodwood, Livingia burl



Andy Kuby  
Burned finish



Alan Carter  
Figured Maple, Wenge,  
Jatoba



Rich Nye  
Monkey Pod

Member's Gallery

October Meeting

Editor's Choice

Editor's Choice

You are probably wondering what prompted me to choose Dennis's piece for this month's Editors Choice. Well, I think that anyone who is willing to pour acid over a perfectly good piece of wood in the name of art deserves some recognition.

Besides that, its fun to look at, has an interesting color and texture, and is definitely a signature style that can be recognized from across the room. After all, aren't those qualities that all of us are striving for!

I'll make my personal selection each month. You may agree or not, it's a democracy, but I'm the Editor.



Martin Meyer  
Madrone Burl



Dennis Sullivan  
Acid etched



Alan Miotke  
Purpleheart, Maple, Lacewood



Golf Tees  
Tulipwood, Cocobolo



Bob Leonard  
Cherry



Roy Lindley  
Rosewood

**Member's Gallery**



Francisco Bauer  
Black Cherry

**October Meeting**



Francisco Bauer  
Catalpa

**Spindle Steady**

**Joe Wiener**



This is a handy tool that I found in ShopNotes Vol. 8 Issue 43

It attaches to the lathe bed much the same as the tool rest. The assembly supports the spindle from behind and is self adjusting. The wedge gradually slides down the back brace as the spindle becomes smaller.

The wedge applies pressure to the tilting support arm/head assembly which keeps the ball bearings in touch with the spindle.



## Help a Fellow Woodturner!

At some time, each of us will build a fixture or tool to help with a project we are working on. You may think it's simple and of little interest... but you would be wrong. If it helped you, it will be of interest to others in the club. After all, the CWT is all about sharing knowledge. If you have something lying around your shop that you made, take a picture of it, send me a few sentences describing what its used for and I'll put it in a future issue of the Newsletter.

Send your submittal to Al Miotke at [amiotke@chamberlain.com](mailto:amiotke@chamberlain.com).

## Calendar of Events

### Classes at Woodcraft, Woodridge

Turning 101 with Carole Floate, November 6-7

Pen Turning with Don McCloskey Nov 27

### Classes at Woodcraft, Libertyville

Turning 101 with Carole Floate, November 13-14

Pen Turning with Don McCloskey Nov 28

### Classes at Woodcraft, Milwaukee (New location in New Berlin)

Turning between Centers –making a French Rolling Pin with Jason Swanson  
November 29

### Symposiums

2nd Segmenting Symposium, November 11-14, Arrowmont, Gatlinburg TN

[www.segmentedwoodturners.org](http://www.segmentedwoodturners.org)

Ohio Valley Turning 2011 Symposium Sept 30– Oct 2, Cincinnati, OH

### **Attention artists, teachers and demonstrators**

If you are participating in a craft show, have a gallery exhibition, will be teaching or demonstrating your craft, or know of an event of interest to woodturners, please contact the Editor to add the event to the calendar. A little self-promotion is a good thing. Your fellow woodturners want to know about your events.

To add events to the calendar, contact Al Miotke at  
847-297-4877 or [alan.miotke@chamberlain.com](mailto:alan.miotke@chamberlain.com)

### **Thanks to the October Cleanup Volunteers**

Jack Islin, Fran Islin, Rob Leonard, Duane Painter,  
Wayne Rhein

#### **November volunteers**

Wayne Jurgens, Don McCloskey  
2 more volunteers still needed

#### **Nov 13 Graeme Priddle Demo volunteers**

Ken LaSota, Mark McCleary, Mary Olson

#### **December Holiday Party Volunteers**

Volunteers needed

### For Sale or Trade

Contact the Editor to post your items

Large pieces of Ambrosia Maple, Flaming Box Alder, Apple and Walnut for sale. These are with natural edges cut from the tree except the walnut which was cut into blocks. Will cut to smaller sizes to meet needs. If interested can call Martin Meyer: cell 773-879-4184 or home 773-631-7668.



Broadhead Garrett, J Line, 220 volt Lathe-\$400 which includes \$600 purchase price of tools and accessories. At the face plate, a 16" diameter x 4" depth can be turned and a 40" long spindle can be turned. Contact Fred at 815-393-4293



Rikon mini lathe and stand for sale. Asking 300.00 any questions you can call Jim Wickersham at (630) 450-5066.

New in the box, OneWay 5/8" grinding wheel balancing system. Original cost \$69.95. selling for \$60. like new Termite ring tool kit \$65 (paid \$90), never used thread chasing armrest \$30 (paid \$44), original heavy duty Delta tool rest floor stand \$175 (paid \$225) Contact Darrell Radar rader@mc.net. Can bring to the November meeting.



Items of interest to woodturners for sale, wanted, trade or free are welcome. Non-commercial ads only, please. To place an ad, contact Al Miotke. 847-297-4877 or alan.miotke@chamberlain.com



Monthly Meetings are held on the 2nd Tuesday of each month at Friendship Village 350 W. Schaumburg Road Schaumburg, IL 7:00-10:00 PM 847-884-5000 Join us in the Woodridge Room in the Bridgewater Place building. 7:00pm -10:00pm All are welcome.

Visit our website [chicagowoodturners.com](http://chicagowoodturners.com)

Membership in the Chicago Woodturners is available to anyone wishing to increase their turning skills through education, discussion and critique. Annual dues are \$25.00 for a single membership and \$35.00 for a family. Visit our website for an application or contact Thomas Stegall Membership Chairman

The Chicago Woodturners is a chapter of the American Association of Woodturners (AAW). Visit their website for more information. [www.woodturner.org](http://www.woodturner.org)