



Est. 1988



As the Wood Turns

May, 2024

Volume 36, Issue 5

Chicago Woodturners Newsletter

Inside this issue:

Editor's Corner	2
President's Curls	3
April Minutes	4
Meet the Turner	5
Interactive Demo	6-7
WIT	8
Turn-On! Chicago	10-12
MPG Recap	15-16
Last Cut	19
AAW News	25

A chapter of the American Association of Woodturners

May is AAW International Symposium 2024 month!



Are your bags are packed for the AAW Symposium in Portland? Having been to Chattanooga, TN in 2022 and Louisville, KY in 2023, the Symposium

experience is unmatched and I wish I was going.

Al Miotke is leading the CWT attendees. Clint Stevens will be the roving reporter for CWT and we look forward to his report in the June issue!



Dick Sing, photo by Cindy Sing

Editor's note: I got to talk spheres with Dick Sing at MPG. He mentioned that he has made and given hundreds of spheres to family and friends. Cindy took this photo and tuned it into a jigsaw puzzle—a great idea for gifts!

Special points of interest:

- Batavia Hardwoods Grand Opening
- Grame Priddle & Melissa Engler Demo
- More Odyssey photos
- CWT Instructors at CSW
- CWT Tool Library
- CWT Mentors

Livestreaming May 24-26, 2024

If you can't make the AAW Symposium in person, attend as a virtual attendee to livestream 20 select demonstrations or watch the recordings later at your convenience.

It's \$79.00 if you register as an AAW member before May 3rd. \$149.00 after the deadline. Your registration includes access to the livestreaming demonstrations and the recordings for 90 days after the event.


Contact Al Miotke for your unique AAW member code if you are interested in signing up!

Virtual Symposium

Watch the Symposium demonstrations from the comfort of your home or workshop.

If you can't make it to Portland, Oregon to experience the AAW International Woodturning Symposium in person, register as a virtual attendee to livestream 20 select demonstrations or watch the recordings later at your convenience. This is the best way to learn from renowned international woodturners without having to travel.

Livestreaming May 24-26, 2024
Recordings available May 26 to August 25, 2024



Your Guide to Turn-On! Chicago 2024

The next best thing to the AAW Symposium is attending our own Symposium. It's the Symposium experience, in your hometown, and easier on the pocketbook!

Editor's Corner | *Phil Moy*



Phil Moy

Photo credit: John Dillon

It's hard to believe that this is the May issue of AWT. The year is ripping by so quickly. There's no lack of turning related activities for this year. 2024 is a trifecta symposium year, starting with MPG in April, AAW in May and TOC in August.

CWT Secretary Frank Pagura deserves a standing ovation for quadruple duty at the April CWT meeting. Frank did the Safety Report, the Interactive Demo, the Instant Gallery Review and then compiled the minutes for the meeting for this issue of AWT. Thanks for sharing your time, knowledge and insight, Frank!

Mark Dreyer, John Underhill and Ed Brown delivered another outstanding symposium at the Marriott Northwest in April. With 300 attendees, the show continues to draw a steady base of pen turners. This year's schedule included a number of CWT members participating as staff, volunteers and AV support.

We look forward to Graeme and Melissa's visit to Chicago for demos and classes. Rich Nye keeps those talented artists coming to Chicago and we truly appreciate

his efforts. I believe Graeme has been to Chicago before and we welcome him back!

Frank's Turn a Sphere demo sparked some research on my part for more information on turning spheres. Geometry was a favorite subject in school.

The seemingly infinite number of perspectives on creating a sphere is fascinating to find and when one can link theory to reality, it is even more satisfying to be turning spheres on a lathe.

Lastly, a shout out to The Pensmiths for donating a number of resin pen blanks for the May CWT meeting. They were a vendor at MPG with a huge table full of pen blanks. The Web & E-commerce bring the turning community together no matter where they are and unique creations are only a few clicks away.

Thanks to James Smith and his crew in Ohio!

Phil

Letters to the Editor

Comments, complaints or ideas? *Send them to the Editor!*

Email them to: editor@chicagowoodturners.com



As the Wood Turns is a monthly publication of the Chicago Woodturners, a Chapter of the American Association of Woodturners.

President Rich Hall-Reppen

Vice President Rich Nye

Treasurer Mike Canfield

Secretary Frank Pagura

Newsletter Editor Phil Moy

Contributing Editors: Clint Stevens, Andy Kuby, Al Miotke, Marie Anderson, Brenda Miotke, Frank Pagura, Leslye Winslow

E-mail: editor@chicagowoodturners.com

Website: chicagowoodturners.com



Est. 1988

36 years of craft, technology and tradition

CWT MEETING

Thursday May 9, 2024

Format: Hybrid

In person at the Arlington Heights Senior Center and by Zoom



<https://us02web.zoom.us/j/9157899589>

Meeting ID: 915 7899 5899
Passcode: 003359

May Demo

Graeme Priddle & Melissa Engler

Surfaces



President's Curls | *Rich Hall-Reppen*



Welcome everybody to our third meeting at the Arlington Heights Senior Center this month.

We thank the Arlington Heights Park District for the great facilities and all of our members,

especially the A/V crew for helping make the move almost seamless. We still have a couple of open move items we are working on that will be fixed during the next couple of months.

Lots of great educational opportunities are coming up with the AAW in person and the virtual Symposium over the Memorial Day Weekend (early registration deadline for the virtual option is May 3 – talk to Al Miotke for the Club Discount code).

We have Graham Priddle and Melissa Engler doing our May meeting demo and then three days of classes. There are still one or two openings for the classes (register with Brenda Miotke).

And, Turn On Chicago is coming up the first weekend of August. Please register ASAP and book your hotel room. We have a great list of demonstrators as well as a good vendor show, instant gallery, Saturday night dinner and auction. Kurt and Al are looking for a few more videographers and some help in other areas. More info at our May meeting.

We have the summer vacations coming up and I know that a few of our members are attending classes either at the woodworking schools or at the instructor's school. Great time to travel (no snow, hopefully) and see the US and learn some new skills. We want to hear about these new skills at one of our Fall meetings.

Deb and I just got back from doing a polymer clay demo for the Grey Bruce Woodturners

Guild in Ontario, Canada (gbwg.ca) and a whole day class in Owen Sound, Ontario at the Intersections Studio (intersectionsstudio.com) founded by the late Stephen Hogbin (of Walking Bowl fame and other fun wood items). If you are looking for a good book with plenty of ideas and practical advice to make some of Stephen's most famous pieces check out his book "Hogbin on Woodturning."

I know it's hard to make sure you finish the projects you started and then bring one or two in for the Gallery Review. We seem to have the same members bringing in their latest woodturning items. I'd like to see everybody bring in a piece each month or every other month. The only way we get better at turning wood is to finish our pieces (even when everything didn't turn out the way we thought it would).

The weather is getting better, so I'm waiting for one of our members to pull their lathe outside and do some "plein-air" turning. If you position your lathe correctly, then the wind will blow all of those woodchips away from you. If you still need to blow the chips away, pull out the leaf blower and clean-up is a breeze!

Stay safe and we'll see you in a week.

Rich



April CWT meeting at the Arlington Heights Senior Center

April Minutes | *Frank Pagura*



Rich welcomed everyone to our second CWT meeting in our new location, the Arlington Heights Senior Center (AHSC).

Tonight's demonstration is 'How to Turn a Sphere' by Frank Pagura, he will also serve as our GALLERY reviewer.

AAW news The AAW National Symposium in Portland is coming up in, May 23-25, 2024. There may still be a chance to participate virtually, with an AAW membership discount for the registration. If you are interested see Al Miotke he will get you your individual AAW registration code.

Turn-On! Chicago The Turn-On! Chicago Symposium date is fast approaching! Al Miotke reported that as of today, 35 members out of 140 have signed up. By next week the Auction items list will be posted, check it out. It includes a piece from Graeme Priddle which you will find worth bidding for. If you have a piece that you like to donate, see Rich Nye or send it to Brenda.

Kurt has a couple of lists which are being passed around, he is still short some help for the gallery display room. Kurt also brought in a piece tonight, which will go for the TOC Auction.

Graeme Priddle is doing the May meeting demo followed up with a 3 hands-on classes. Brenda reports that there are only 2 open spots for the classes, she has the sign-up sheet on the back table, see her for details.

August 9-11 is the date for **Greg Galagos** class.

November 15-17 is the date for **Elizabeth Weber** class.

Remember **Open Shop Day** at the School of Woodworking is April 28, 2024.

The list of member **mentors** is posted on the CWT home site, if you need some assistance contact a mentor directly to get help with your needs. After the TOC there are plans for the yearly CWT beginners classes. See Andy or Al for sign up details.

Pen for Troops David asked for some help to prepare some blanks for the TOC Pen turning event. If you can assist, he has some wood blanks and tubes. He always carries with him pen kits if you can turn a few pens and bring them to the next meeting, that will go a long way to replenish the inventory for the next shipment.

Mark Dreyer gave a short report on the upcoming **Midwest Pen Gathering Symposium** at the Marriott Northwest in Hoffman Estates, coming up this weekend. We are lucky to have such a comprehensive event locally. Take advantage of the outstanding talent and enjoy substantial discounts offered by vendors.

Safety Report Tonight, we are going to have a drawing for 5 push sticks, made and donated by David Bertaud. This is to encourage safe habits while working with table saws and band saws.

Membership Brenda reported that, tonight we have 6 attendees on Zoom and 50 in person. We had two new members: John Wassinger and Stephanie Goliber as well as one guest, Alan Kaminsky. Paul Pycik, our Raffle Director, announced that tonight, we have the second **All Time Record for The Raffle** at AHSC, with \$ 200 collected.

The Demonstration this evening is How to Turn a Sphere. Frank showed a reasonably easy method of turning a sphere by incorporating the markings of an Octagon containing the size of the intended Sphere in the blank. This method makes it easier to retain the intended circumference and produce a respectably round sphere. It was pointed out that learning to turn a sphere is beneficial to turning bowls, toruses and of course beads and coves.

The Gallery Review was done by Frank Pagura, which included a variety of items, from small pendants, boxes, large bowls and wall hangings.

Dutifully submitted by Frank Pagura, Secretary

Meet the Turner | *Brenda Miotke*



Paul Pyrcik

Paul Pyrcik was born in Chicago, Illinois and grew up on the city's northwest side. He graduated from both Lane Technical H.S. and DePaul University where he majored in business/accounting.

During his 40-year working career, Paul held key management and leadership roles in the fields of internal audit/finance, community relations, and

development/fundraising at Waste Management, Inc., Central DuPage Hospital (Northwestern Medicine), and Benet Academy. He retired in 2019.

For decades, Paul has also served the community in volunteer and board leadership roles. Most significantly at Metropolitan Family Services – DuPage, United Way of Suburban Chicago, Junior Achievement – DuPage, and the Boy Scouts of America – Three Fires Council.

Paul's interest in working with wood began in grade school while attending an after-school woodworking program hosted by the Chicago Park District and continuing throughout his high school shop classes. He fully embraced the hobby of woodturning - and invested in a lathe and tools – in 1997 when he turned 40 years old and attended an annual Woodworkers Show at the Odeum in Villa Park. He has now been a woodturner and active member of the Chicago Woodturners for more than 25 years (and can often be seen selling raffle tickets at our monthly meetings!) He is also a long-time member (and past president) of Windy City Woodturners (Naperville), American Association of Woodturners (AAW), Ornamental Turners Int'l. (OTT), and the DuPage Woodworkers.

A strong proponent of life-long learning and sharing, Paul has attended annual national AAW woodturning symposiums, participated in numerous hands-on, intensive artist workshops, played a key role in establishing the Turn-On Chicago live fundraising auction that continues to this day, has attended the Ohio Valley Woodturning Symposium, and has twice served as workshop assistant for Dick Sing at the John C. Campbell Folk School. Paul is currently a partner in the Fox Valley Gallery of Wood and is a featured demonstrator at this year's Midwest Penturners Gathering where he shares his current exploration of a range of texturing tools on small turned wood items.

Paul credits local turning masters Ed Szakonyi and Dick Sing with being two of his earliest major influences. He also places Hans Weissflog, Jacques Vesery, Mike Mahoney, and Nick Agar at the top of his long list of contemporary professional influencers. He acknowledges them for helping to ignite an

awareness of the importance of precision, passion, and creativity in his work. Today, Paul enjoys creating a wide variety of both utilitarian and artistic items. He is a featured local demonstrator and a sought-after turning instructor.

Paul describes his shop space as “organized chaos.” Over the years he has acquired enough machinery, tools, and wood to fully equip two complete basement shops – one here in Illinois and a second at his lake house in Northern Wisconsin. He has a sizable collection of lathes including an original Powermatic 3520, a new Powermatic 2014, several Jet and Vicmarc mini lathes, a Bonnie Klein lathe, a Unimat lathe, and an MDF Rose Engine lathe. All occupy special places in his shops and his heart!

In addition to woodturning, Paul enjoys spending time with his family, bass fishing, kayaking, riding BMW motorcycles, and exploring the Northwoods of Wisconsin. He and his wife Robin are 35+ year residents of Lisle, IL, have two adult children, and recently became first-time grandparents.

I thoroughly enjoyed my conversation with Paul ... and it was a lot of fun to “Meet the Turner!”


“Brenda



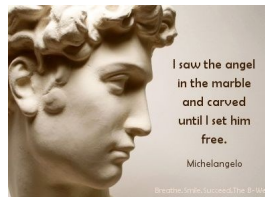
Interactive Demonstration | *Phil Moy*



Frank Pagura



When Michelangelo was asked how he created the statue of David, he said “You chip away everything that doesn’t look like David.” Whether you get a baseball sized sphere or a ping pong ball depends on how good you are!



Frank’s demo provides a more structured approach that allows him to achieve a desired diameter with less guesswork. It’s his background as a machinist on a metal lathe that influences much of his wood turning methods...

Frank envisions a sphere inside a polygon. Figures 1 through 3 shows an enclosed sphere, and how more sides come closer to approximating a sphere. An octagon, an 8 sided polygon, comes close, and a sixteen sided polygon (also known as a hexadecagon) comes even closer.

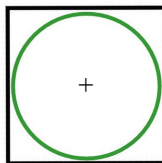


Figure 1

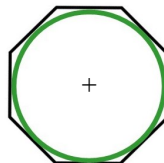


Figure 2

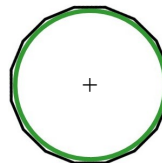


Figure 3

In a nutshell, by turning a planar octagon enclosing a circle on the lathe, you will create a 3D solid that encloses a sphere.



Fig A

Frank starts with a longer turning block that is the target diameter plus a quarter inch. He selects a longer blank in anticipation of creating a jam chuck for a later stage.

He marks off a taper so that he can switch to a Vicmarc chuck .

A block is turned into a cylinder. This diameter is used to determine the length of the sides of an octagon.


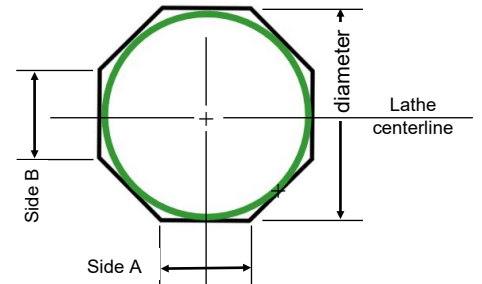
Frank uses this formula:

$$\text{Diameter} \times \text{Pi} = \text{Circumference}$$

$$3.125 \times 3.14 = 9.812$$

$$\text{Circumference} / 8 = \text{length of side}$$

$$9.812 / 8 = 1.216$$



Sphere centerline

Frank turns Side B (Fig B) on the end of the cylinder. He then marks off the diameter along the length of the cylinder (Fig C), determines a centerline and marks the length of Side A equidistant on the centerline (Fig D).



Fig B



Fig C

Interactive Demonstration | *cont.*

Next, Frank provides a little more room on the headstock end, and begins to turn a flat between the Side A and Side B.

The space between Side A and Side B is now shaped as half of the sphere. (Fig E & F) Repeat on the other side of the cylinder to complete the sphere. (Fig. G)

The sphere is parted off (Fig G), in preparation for fine tuning the sphere between jam chucks (Fig H)

Frank had preplanned the creation of jam chuck on the headstock side. On the tailstock side, Frank has creatively uses the rubber tip off a crutch on the tailstock! (Fig G and H)

Using the jam chucks the sphere the nubs can be removed. The sphere can be repositioned successively to finalize the sphere's shape. Sanding and applying the final finish can also be done at this point.

Frank's demo hits a number of points in turning a sphere.

Frank believes it's a important skill to be able to intentionally turn on a lathe and stay within the confines that you initially set up for your turning.

The approach that Frank uses is really useful when your goal is a sphere of a desired diameter vs the Michelangelo approach. Frank turns 25 baseballs at a time, an in doing so, builds a lot of muscle memory for turning spheres.

The process helps a turner develop a set of with a variety of different tools as well as a trained eye for shape and proportion. Frank believes that turning a bowl is really turning two spheres, one inside the other, so the technique carries over.

Using this approach but creating an enclosing polygon of sixteen sides provides an even closer approximation of a sphere to work from (Fig 3)

Yes, there are mechanical jigs that can simplify the process, but as Rich Nye mentioned to me at MPG, where's the craftsmanship in using a jig?

So thanks to a seasoned craftsman for showing us his approach to turning a sphere!

Editor's note:

I learned so much about turning a sphere in reporting on this demo. It was from not only Frank's demo, but the discussions with other turners like Clint Stevens, Rich Nye, John Dillon and Dick Sing at MPG as well as surfing the web, looking at the AAW forums and also YouTube. Every turner has a unique take on turning a sphere, from Hans Weisflog to Kip Christiansen to Dick Sing. Not only does practice make perfect, but also there's a rich body of knowledge in sphere turning techniques! And that's only for a sphere from a single piece of wood!



Fig D



Fig E



Fig F



Fig G



Fig H



From rectangular block to perfect sphere!



WIT Happenings | *Marie Anderson*

What is WIT?

Women in Turning (WIT) is a program of the AAW, bringing together women worldwide who share a passion for woodturning. WIT is dedicated to encouraging and assisting women in their pursuit of turning by sharing ideas, information, and processes to further their skills and creativity.

WIT programming provides a platform to connect women, embracing all backgrounds and differences in celebration of equity and inclusion.

The WIT program is facilitated by the AAW's WIT committee. All female AAW members are included in this special interest group. WIT is not a separate club or organization.

The WIT committee is hosting a special interest night on Thursday to grow the community. There will be a short presentation highlighting the past years' activities including WIT Presents, the Virtual WIT eXchange and the wig stand initiative.

Spoiler alert: with the support of clubs across the country to date we have donated over 500 wig stands through this initiative. (Have you turned a wig stand yet?) I will have wig stand kits available at the next open shop for those who would like to turn one.

Planning for the 2024 Virtual WIT eXchange is in full swing and registration is scheduled to open mid August. Women who have participated report that their skills improved and they felt a sense of pride in what they accomplished after participating.

This is an exercise in creativity with the side benefits of teamwork and community building. I highly recommend it! Watch for more information in the coming months.

Empty Bowls

It's time to start talking about Empty Bowls again! We were just gifted a box full of roughed out bowls from Bill Hochmuth that will be at the Open Shop day at the Chicago School of Woodworking this next weekend. If you attend the open shop, there will be plenty of bowls to finish.

If you can't make the open shop day, please consider turning a bowl or 2 or 3 and bring it to the next meeting so we can start to fill the coffers again.

Thank you in advance for continuing to support this worthy cause.

Marie



CWT Safety | *Frank Pagura*



Concentrating on simple things go a long way in helping us to develop safe habits while working with table and band saws. Dave Bertaud is contributing push sticks which he made in quantity. Some of these sticks will be available at the monthly meetings as door prizes. Thank you Dave!

This is to foster good working procedures when feeding lumber through a fence and an unforgiving spinning blade.


It is always a good plan to be prepared with useful push sticks when getting ready to saw wood. These sticks protect hands while allowing good control of wood being handled.

Make it a habit to have push sticks conveniently placed around your saws, so you don't have to look for one.

HANG THEM, VELCRO THEM, RARE MAGNET THEM close at hand. Then every time you see blade marks on your push sticks.....SMILE, and replace them as soon as they are no longer effective.



Workshop with Graeme Priddle & Melissa Engler



Graeme Priddle

Surface, Surface, Surface Classes
May 10-12, 2024

May 10, 11 & 12

Cost for the classes are \$400 for all three days or \$150 a day. Graham and Melissa have demonstrated at Turn-On! Chicago in previous years. Both were demonstrators at the Louisville AAW Symposium.

Graeme Priddle and Melissa Engler are a talented artistic duo who have been collaborating on **sculptural wood art** since 2015.

Her sculptures aim to **convey a sense of our primal connection to the environment** and evoke awareness of its tenuous state.

Graeme, a woodworker for over **25 years**, is widely known for his turned and carved sculptural work. His sculptures often reflect the life and environment of his home country, **New Zealand**.

Together, Melissa and Graeme maintain a busy exhibition schedule, while also teaching woodturning workshops around the globe. Their collaborative efforts result in captivating pieces that bridge artistry and craftsmanship



www.graemepiddle.com

Workshop with Greg Gallagos

August 8—11, 2024

SAVE THE DATE!





Demonstrators
 Stuart Batty
 Roberto Ferrer
 Greg Gallegos
 Keith Gotschall
 Jeff Hornung
 Niclot Laurent
 Kristin LeVier
 Rob Wallace
 Elizabeth Weber
 Kurt Wolff-Klammer

Work from our Demonstrators



Keith Gotschall,
Pink ivory bowls



Greg Gallegos,
Podlets



Stuart Batty,
Cocobolo bowls



Roberto Ferrar,
Wall hangings



Jeff Hornung,
Nuts & Bolts

We had a very successful **Turn-on! Chicago** board meeting. The major take away is the concern of finding volunteers and donations for the auction. We plan on a Board meeting in April. Please volunteer your time to help make **Turn-On Chicago!** a great success.

Registration has started! Sign-up, if you want to pay by check, bring it to the February CWT Meeting. We are looking for volunteers to help in these areas: setup up and take down for the event, a videographer, check-in/raffle table, instant gallery, and Pens for Troops.

- Set up takes place Thursday August 1st and take down will be Sunday August 4th.
- The videographer will be operating the camera for each demonstrator. Usually the videographer does a back to back session for either a morning or afternoon shift. This is a great way to interact and get to know the demonstrator more personally.
- Check in/raffle table passes out material to attendees and sells raffle tickets.
- Instant gallery volunteer checks in the pieces for the instant gallery, along with greeting visitors as they look at the gallery.
- Pens for Troops will take place in the trade show all day Saturday, helping people make pens on the mini lathes.

Please respond to the form linked here [Volunteering for Turn on Chicago 2024](#), available on the TOC website

Help make this event as successful as possible for our club!

If you have any questions please reach out to Kurt Wolff-Klammer at blhkgkurt@yahoo.com.

Registration is now open!
Visit www.turnonchicago.com

A Message from TOC | Al Miotke & Kurt Wolff-Klammer



Turn-On! Chicago is coming soon. I am guessing that many members of the Chicago Woodturners have never had the opportunity to attend a woodturning symposium and may not understand what it is all about. As organizers of the event, it is easy to assume that everyone realizes the benefits of attending. Over the years, I have heard many times that somebody is not attending because they are not a good enough turner for this type of event. That comment could not be further from the truth.



Jacques Vesery demonstrates his technique.

First, what is a woodturning symposium? It is typically a weekend event with well known educators demonstrating a variety of woodturning related techniques in a series of 90-minute classes. At Turn-On! Chicago there will be 5 separate classrooms going all day long for 2 ½ days. That is 10 separate rotations where you can select between 5 different demonstrations to attend. As an attendee, you decide what you want to see during each rotation. There is no need to sign up for an individual class, just walk into the classroom that is of most interest to you. In each time period, there will be topics of

interest to turners of all interests and skill levels taught by professional turners and educators. Topics will include Basic Bowl turning and spindle turning, how to efficiently use turning tools, watching experts show how to make some unique projects, learn a variety of carving and embellishment techniques, painting techniques, and much more. After attending a symposium, attendees are always overwhelmed with new knowledge and anxious to try the new techniques they have learned. This happens no matter how many symposiums you have attended.

But there is more, starting with a tradeshow where you can see products from a variety of suppliers to the woodturning community. You can talk to the company owners about the products. Quite often there are show specials and there are no shipping costs. After attending the tradeshow, walk into the instant gallery. A large room where every attendee is encouraged to bring in up to 3 pieces to put on display. The demonstrators will also have their pieces on display. The instant gallery has so many interesting turnings, it will inspire you to try new techniques. It is always a popular gathering place in between demonstrations where you will hear people discussing how pieces are made.



Do you need more incentive? There will be a hands-on pen turning opportunity all day on Saturday, a Banquet on Saturday evening with an excellent meal followed by a lively and fun auction of excellent turnings, wood, and tools. A raffle where you could win a few hundred dollars of turning related items donated by vendors with the purchase of a \$5 ticket.



The largest woodturning symposium is definitely the AAW annual symposium. This year it will be held in Portland Oregon, and they typically have about 1500 attendees. These are excellent events, but it will cost you \$440 plus travel, hotel, and meal expenses. Compare that to \$295 for the Turn-On Chicago symposium and most CWT members can go home at night. I have spoken to many demonstrators that have attended our previous symposiums and it is common to hear that ours is one of the best organized symposiums they have attended.

Don't miss this unique opportunity. If you cannot commit to the full 3-days, there is an option to sign up for 1 or 2 days. Go to our symposium website to learn more about the topics offered and to sign up. www.turnonchicago.com.

Finally, do you realize that Turn-On! Chicago is

responsible for providing the funds needed to keep our clubs membership dues as low as they are. Our club has so much to offer, monthly meeting with turning demonstrations with excellent AV equipment, a training center with 8 full size lathes and tools that every member can use, training classes 3-4 times a year from professional turners, a holiday party, community outreach activities, and much more.

If you have not done so already, register today to expand your turning skills and support your club. Also, volunteer at the next meeting to help in some way. We cannot put on a successful event like this without many volunteers. Best of all, it's fun, and a good way to get to know your fellow members a little better.

Al Miotke



Registration is now open!
Visit www.turnonchicago.com

Open Shop at the Chicago School of Woodworking

As part of our partnership with the Chicago School of Woodworking, no fee Open Shop Days will continue to be available to the members of the Chicago Woodturners on the last Sunday of the month. Open Shop Days provide our members with access to all our shared equipment and tools as well as incidental (or prearranged) mentoring. Each of the Shop Days has a facilitator/mentor on site.

The Chicago Woodturners has six JET 1642s, two JET 1224 mini's and three Powermatic 3520's in a dedicated turning area at the Chicago School of Woodworking. Turning tools are available, both from the school stock and the Chicago Woodturners lending library. Of course, all members are free to bring whatever tools and wood blanks they choose. Two slow-speed grinders, with a variety of aluminum oxide/CBN wheels and Wolverine Jigs, are available.

To avoid overcrowding, members who intend to attend should contact Andy Kuby studio@riverwoodturner.com.

Next Open Shop Date: Sunday, May 26

Classifieds

Semi-Annual Artisan's Fair

We are holding a "Artisans' Fair" on Saturday, June 8th - from 9:00 am -5:00 pm.

There will be approximately 20 - 10' x 10' booth spaces available in the front yard of the store. We will also have 3 - 4 food trucks at this event. Only hand-crafted merchandise will be allowed. No resale items from China will be allowed in this event! Please let us know if you are interested in participating. There will be a \$35.00 per space fee to hold a space and participate.

Please inquire at the store or by email: sales@bullvalleyhardwood.com. If you are not interested, but know a crafter or woodworker who might be, please share this information with them!

Bull Valley Hardwood
1251 Cobblestone Way, Woodstock, IL 60098
815-701-9400

Visit our Website!



Instant Gallery | *Check out this month's gallery at* chicagowoodturners.com

The April Gallery Review was done by Frank Pagura.



A Humble Opinion About Donating Turnings | *Clint Stevens*



An opening disclaimer. I'm writing about my experiences, not you or yours. My flaws concerning donating are just that. If you find inspiration from it, that's enough for me. Thanks for reading.

It's that time again! Turn On Chicago is just around the corner (August 1-4 in case you forgot). Sign up lists have been circulated, registrations are confirmed and travel arrangements are almost completed.

There is one more thing. Sometime very soon you may get a phone call from a very nice woman (Hi, Brenda!) asking you to donate a turning or two for the TOC live auction, the silent auction, or just to lounge in the instant gallery for the weekend. I encourage all of us to look upon this as our time to shine like the stars we are.

I'm not going to lie to you. Well, that's a lie, but I won't do it again. There are many reasons you can find for not donating your work. The ones I have used in the past include:

"I'm too busy." Right. That lost its meaning when I found myself watching reruns of Gunsmoke. I'm pretty sure that Matt Dillon and Miss Kitty had something going on.

"I'm not good enough yet." If you feel this way, you have joined an illustrious club. Fellow members include Jackson Pollock, John Irving, Cezanne, Kurt Vonnegut, Vincent Van Gogh and the majority of your fellow woodturners, including myself.

"I get no personal benefit from donating." This was my most selfish excuse until I found a personal tangible benefit. For me, I always try to incorporate a new technique to my donated work. In the past, I've attempted relief carving, air brushing, and dying. Now I'm playing with lasers. Let's see how that works. After donating, CWT receives a little pride (and a little cha-ching) from my work, a generous donor has given my piece a good home, and I have picked up yet another valuable technique. That's a win-win-win. Triple header.

I've gone on about long enough. Let me leave you with words of wisdom from my high school swim coach who once declared me "Captain of the Rock Squad." True, but not the wisdom that I most remember. "If it's important to you, you will find a way. If not, you will find an excuse."

Words that still have meaning to me.!

Clint

Odyssey 2024

A few more moments from the Odyssey event held at Steenson High School in February

Photos courtesy Andy Kuby



**2024 PenMakers International
MPG Symposium
April 19 - 20, 2024**

The 2024 MPG gave 300 penmakers a symposium to remember. CWT was a valued contributor, providing a variety of support, including audio-visual, media, raffles, setup and a large number of volunteers for check-in, setup and take-down.

This year's symposium added turning presentations in addition to penmaking, with Paul Pycik and Andy Kuby doing small turnings and multi-axis boxes in standing room only sessions. Marie Anderson represented WTT with several presentations.

The vendor area was larger this year, with new vendors who traveled from Las Vegas, Arkansas and Maryland. There were tools, pen blanks, casting and stabilizing equipment and a plentiful supply of wood for turning.

AAW Treasurer Chuck Lobaito came to support the event as well as Jim Brown from IAP.

New Hall of Fame inductees Dick Sing, Ger Cozad and Rich Coers for their service and dedication to this long running IAP organization and MPG event.

Thanks to the dynamic trio of Mark Dreyer, John Underhill and Ed Brown for bringing MPG to Chicago for another year! MPG 2025 will be April 11-12, 2025, same venue. Check midwestpenturnersgathering.com for latest information. Here's a look at MPG 2024!



Rich Hall-Reppen and Mark Dreyer present the Pen Contest Awards to a packed ballroom.



Mark Dreyer on Penmaking



Ed Brown on Sales & Marketing



John Underhill with Casting



Andy Kuby demos Twisted Boxes



Marie Anderson & WTT



Paul Pycik demos Small Treasures



MPG Hall of Famer—Father Dick Sing



MPG sponsor Woodcraft & Jet/Powermatic



Thank you, MPG Sponsors!



Turn On! Chicago happens Aug 2-4, 2024



MPG sponsor Exotic Blanks



Donna Dreyer & registration desk



MPG 2024 Pen Contest Entries



2024 Pen Contest Winner—5+ years



Deb Hall-Reppen creates Millefiori blanks



MPG sponsor Stadium Blanks



MPG Sponsor Easy Wood Tools demo



Mike Brown from LAP



MPG Sponsor The Pensmiths



Kitless pens demo by Rob Nelson



New vendor—Drop Anchor Creations

Chicago Woodturners Tool Library

Rich Piper (richpiper@aiaillinois.com 773-350-5617) has assumed the responsibility for the Chicago Woodturner’s tool library and is in the process of transferring our tools to the Chicago School of Woodworking.

These tools will be available during Open Shop Days for members to use during the day. The tools will also be available for checkout so you can try them out at home before purchasing one of your own. A checkout system is currently being developed and any assistance would be appreciated.

Rich is working on organizing the club's tool library starting from scratch. He will need a member help in identifying what tools we may have lent out in the past but have lost track of. To that end, he requests that anyone who has a club tool, please let him know so it can be properly catalogued and made available to everyone.

Over the past twenty years the club has accumulated many interesting tools for members to use on a special project or just to try before investing. **One of the many benefits of membership.**



International Association of Penmakers



The Chicagoland Chapter of the International Association of Penmakers meets every third Saturday of even months, from 10:00 am to 1:00 pm at Woodcraft.

Join us, learn more about making custom pens



7440 Woodward Avenue Suite, Woodridge, IL 60517

Segmented Woodturners
Chapter of the American Association of Woodturners

A leading international non-profit organization advancing both the art and craft of segmented woodturning thru educational activities for all interested parties from beginners thru studio artists.

Exploring Possibilities

To learn more or join:
www.segmentedwoodturners.org

See reverse side for a list of membership benefits

Mundelein Tool Library
Caring Through Sharing

A tool library is just like a book library—you can register and check out tools as needed. No need to buy that one-time use tool! We have over 1,600 tools!

Hours & Location

Tuesday 4–7 PM
Saturday 9:30 AM–3:30 PM

📍 **428 N Chicago Ave, Mundelein, IL 60060**

☎ **224-475-0435**

✉ **office@mundeleintoolibrary.org**

CWT Mentors

Want to speed up the learning process?

Let a CWT Mentor help you. Leverage the wealth of woodturning knowledge at CWT!

Levels B—Beginner I—Intermediate A—Advanced

Name	Town	Levels	Areas
Marie Anderson	Itasca	B, I, A	General turning, brainstorm with anyone
Dave Bertaud	Libertyville	B, I	General turning
John Dillon	Elburn	B	General turning
Tom Eovaldi	Evanston	B, I, A	General turning, natural edge, thin wall, hollowing and carving
Reto Gallati	Chicago	B	General turning
Rich Hall-Reppen	Geneva	B, I	General turning
Andy Kuby	Riverwoods	B, I, A	General turning, spindles, bowls, platters, pens, multi-axis, ornaments, finials and other topics
Al Miotke	Mt. Prospect	B, I, A	General turning, segmenting
Phil Moy	Chicago	B	General turning, pens
Rich Nye	Batavia	B, I, A	General turning, carving, texturing, painting, burning
Frank Pagura	Elk Grove Village	B, I, A	General turning
Paul Pyrcik	Lisle	B, I, A	General Woodturning, Overview of Lathes, Tools, Accessories, Shop Set-up, Turning Acrylics and Alternative Materials

AAW Chapters in Illinois




Club	Contact	Website
Central Illinois Woodturners	Normal, IL	centralillinoiswoodturners.com
Chicago Woodturners	Arlington Heights, IL	chicagowoodturners.com
Flatland Woodturners	Champaign, IL	flatlandwoodturners.com
Lincoln Land Woodturners	Springfield, IL	llwonline.com
Northern Illinois Woodturners	Rockford, IL	northernillinoiswoodturners.com
Quad Cities Woodturners	Rock Island, IL	qcwoodturners.com
South Suburban Chiselers		
Illiana Woodturners	South Holland, IL	illianawoodturners.wordpress.com
Windy City Woodturners	Naperville, IL	windycitywoodturners.weebly.com

Last Cut | *Phil Moy*

Frank's Turning a Sphere demo triggered all sorts of questions (as all Interactive Demos should.) Questions like "How perfect can a sphere be?" "How many ways are there to turn sphere?"

Circles and spheres have a mathematical perfection. But as a physical object how close to perfection can you get?

It turns out that some scientists have created a sphere from silicon. It weighs exactly one kilogram, its diameter determined by its purpose as the standard weight of a kilogram. Its dense surface eliminates the possibility of weight variation due to a rough surface. A chunk of silicon this size is neither cheap or easy to turn.



A perfect 1 kg silicon sphere

Fortunately for us we can create spheres with more forgiving materials and levels of perfection. In every symposium different turners show their approach to turning a sphere.

Just Google "How to Turn a Sphere!". There's a great YouTube video by Mike Nish at Craft Supplies. There's also techniques from Dave Springett on turning spheres as a basis for making the embedded Chinese Balls.

There are many mechanical jigs for turning spheres. The one from Carter Tools is named "The Perfect Sphere." The video makes it look remarkably easy. It doesn't need to create an enclosed octagon or hexadecagon.

And lastly, there are articles on the AAW website, members have posted articles for turning spheres.

As the saying goes, "There are more than one way to skin a cat." Go out and try turning a few spheres, and try different ways to see what suits your skill level, your temperament and your needs.

Who is Soren Berger?

One name kept popping up in discussions and research about making spheres. Like Ayn Rand's John Gault in, "Atlas Shrugged", he's a mysterious artisan and an expert in turning spheres. Even Frank has a pair of Soren Berger Sphere Calipers. It's a very cool looking device. Kind of like a Golden Means caliper. Dick says he helped pioneer the concept of enclosing a sphere in a polygon.

The caliper is for the math challenged. But finding more on him is not easy. Search for him on the AAW website and interesting



stories come up. Search for him in Google and you'll find a nice YouTube video. His website is not working, but there is a Facebook page. www.facebook.com/woodturning.

I leave you to find out more about Soren Berger. Maybe Rich can get him to Chicago for TOC!

I signed up for the Virtual AAW Symposium! Pizza party at CSW, anyone?

Phil

The Pensmiths

CUSTOM PENS

Spice up your writing experience! Choose from our selection of artisan-crafted pens.

10% off all products at ShopThePensmiths.com

with code: CHICAGO

PEN BLANKS

Experience the difference! Our collection of Alumilite pen blanks are easy to turn and eye catching.

KITLESS PEN BLANKS

Resin poured with the maker in mind! Featuring extra length and a variety of colors that are sure to impress.

ACCENT BLANKS

Single color accent rods for sections, cap bands, or whole pens!

* Offer good through Dec. 31, 2024!

ShopThePensmiths.com

Batavia Hardwoods Grand Opening in Batavia



Club member John Dillon and three friends have opened a retail hardwood store in Batavia, IL. The inventory includes hardwood lumber for furniture makers; turning stock for woodturners and a small wood gallery of finished products.

This venture is something John and his buddies have wanted to do for a while. When the space became available they grabbed it!

The store is located at 330 McKee St, Batavia, IL. 60510. The store hours are Saturday's from 9 am until 3 pm and by appointment. Phone: 630-761-5907

Email: bataviahardwoods@gmail.com Website: www.bataviahardwoods.com

Stop by sometime and take a look. The turning stock inventory is mostly supplied by RJR Wood Products



**Grand Opening
Saturday, May 4, 2024**

Mystery Turner | *Paul Pyrcik*

Klockit is a family-owned business located in Lake Geneva, Wisconsin. For almost 50 years our company has committed itself to offering you the finest quality products at competitive pricing and supplying you with everything needed to build a beautiful heirloom quality clock, or to repair a treasured keepsake. We hope you will be delighted with our wide variety of clock components, kits and plans, including our industry-leading Quartex® Quartz Clock Movements, Clock Inserts, Dials, Hour and Minute Clock Hands, Mechanical Clock Movements, Pendulums, and much more.

Check out some Klockit Creations by Paul Pyrcik, under the pen name "Pablo" (That's Paul in Spanish)

Klockit parts are available at Rockler.

Klockit Creator Highlight

"I enjoy making and selling these small turned desk clocks using a variety of Klockit 1 7/16 inch inserts. [It's] always a perfect fit!" —Pablo



Classes at CSW

Did you know?

CWT Members Clint Stevens, Andy Kuby and Al Miotke teach classes on spindle turning, bowl turning and segmenting at CSW. Check the CSW website for a schedule of classes!



Clint Stevens takes a number of serious turners through a Multi-Axis turning class at CSW





The Chicago School of Woodworking was established in 2007 to train students in the art of furniture making. Since then, our program has expanded to include the arts of turning, scroll saw, marquetry, Chip Carving, speaker making and cabinet making.

We are committed to providing students the knowledge and skills to create functional and beautiful furniture that can be enjoyed for generations.

We have chosen machinery and tools that are safe, up-to-date, and well maintained, so students can focus on learning and enjoy the varied aspects of building a quality piece of furniture or crafting wood art.

Find out more about our offerings and class schedules on our website!



CHICAGO SCHOOL OF WOODWORKING

EDUCATING THE QUALITY MINDED HOBBYIST IN THE ART OF WOODWORKING

5680 N. Northwest Hwy, Chicago, IL 60646 | Phone: 773.275.1170
chicagowoodworking.com



Rockler Woodworking and Hardware

www.rockler.com

15758 S La Grange Rd, Orland Park, IL 60462

(708) 778-3021

ORLAND PARK STORE
CLOSING SALE

SUPPLIES ARE LIMITED!

SAVE
30%

ON MOST PRODUCTS!

HURRY IN BEFORE EVERYTHING IS GONE!

Excludes power tools. Orland Park location only.





AAW is a nonprofit organization dedicated to advancing the art and craft of woodturning worldwide through education.

With more than 16,000 members and over 365 local chapters globally, AAW members include amateurs, hobbyists, professionals, gallery owners, collectors, tool and equipment suppliers, and others.

Join the AAW and have access to the largest portfolio of woodturning-related material in the world!

Hone your knowledge and skills using AAW's online learning portals, exclusive print and digital publications, curated educational videos, high-quality safety resources, and more.



May 23-26, 2024

The AAW International Woodturning Symposium is the biggest woodturning event in the world!

- **Internationally Renowned Demonstrators** – Top woodturners from around the world will be demonstrating for woodturners of all skill levels.
- **World's Largest Woodturning Tradeshow** – All your favorite woodturning and woodworking vendors will be in one place giving you a hands-on look at the latest and greatest products.
- **A Sense of Community** – Connect with a welcoming community of woodturning hobbyists, professionals, artists, collectors, and vendors.
- **Gallery, Exhibitions and Auctions** – The largest and most unique display of awe-inspiring wood art from around the world
- **Two Ways to Attend** – Register for full access to all the demonstrations, gallery, auctions and tradeshow, or attend just the tradeshow and gallery for free. For more information, visit aawsymposium.org

Volunteer at the 2024 AAW Symposium!

Just like our own Turn-On! Chicago, the success of every AAW Symposium is due in large part to the many individuals who volunteer for a variety of tasks before and during and after the event! Volunteering is a great way to meet other passionate people and have a major impact on the success of the symposium.

Why Volunteer?

- Support the art and craft of woodturning.
- Be a crucial part of the success of the symposium.
- Meet new people from around the world.
- Work with a team of passionate people.
- Receive a symposium volunteer t-shirt.

What do Volunteers do?

Volunteers are needed to help in these areas: Penturning instruction, Instant Gallery, Special Exhibitions, AAW Merchandise, Registration, Tool Room, Vendor Assistants, Videography, Volunteer Booth, and Youth Turning.

Visit the American Association of Woodturners at woodturner.org



Est. 1988

36 years of craft, technology and tradition

**Join us for our monthly meetings,
all are welcome!**

New meeting location!

Arlington Heights Senior Center
1801 W. Central Road, Arlington Heights
6:30 pm Social Hour, 7:00 pm to 10:00 PM

CWT MEETING May 9, 2024

[https://us02web.zoom.us/
j/9157899589](https://us02web.zoom.us/j/9157899589)
Meeting ID: 915 7899 5899
Passcode: 003359



Calendar of Events

2024 Meetings*

Jan 9	May 9	Sept 12
Feb 13	June 13	Oct 10
Mar 14	July 11	Nov 14
April 11	Aug 8	Dec 12

CWT meetings are now on the 2nd Thurs of the month!

Events

May 3-5	Chicago Pen Show	Chicago Marriott Northwest, Hoffman Estates, IL
May 23-26	AAW International Symposium	Portland, OR
May 26	Open Shop	Chicago School of Woodworking
August 1-4	Turn-On! Chicago	Crowne Plaza, Northfield, IL

It is even more fun when you bring a friend!

***Reasons to join
Chicago Woodturners***

- Monthly meetings & newsletter
- Access to club member expertise and mentors
- Classes and hands-on sessions with name turners
- In-person demonstrations, product discounts, raffles
- and generally a good group to hang out with!....

Membership Fees

- \$30 Individual membership
- \$40 Family membership.
- \$10 Under age of 25

Yearly membership fees for Chicago Woodturners are due at the beginning of the year. You can join at any time of the year!

Pay with cash or a check at the monthly meeting. (Make checks payable to 'Chicago Woodturners')

Application forms are found online! Contact Brenda Miotke for more information. By email: bkmiotke@comcast.net

Or by snail mail

Chicago Woodturners
c/o Brenda Miotke
920 North Sumac Lane
Mount Prospect, IL 60056



*Join the movers
and shakers of
woodturning in
Chicago!*

Visit the Chicago Woodturners at
chicagowoodturners.com

