



As the Wood Turns

June, 2024

Volume 36, Issue 6

Chicago Woodturners Newsletter

Inside this issue:

Editor's Corner	2
President's Curls	3
May Minutes	4
Safety Report	5
Interactive Demo	6-8
AAW 2024	10-11
Turn-On! Chicago	15-16
Last Cut	20
WIT	21
AAW News	26-27

A chapter of the American Association of Woodturners

An approach for "Developing Your Own Style"

The June issue of American Woodturner came in the mail as I was finishing up our June newsletter. The inside cover highlights the work of Lorin Brückin from Conques-sur-Orbiel, France.

They are stunning pieces that incorporate different material. They are examples of personal style, unique to Brückin.

But where do you get "personal style?"

In an old issue of American Woodturner, I found an article from Steven Gray that sheds some light on "Developing Your Own Style"

Steven J. Gray doesn't believe those people who say "I don't have a creative bone in my body and can't create anything unique."

Gray attended a symposium where everyone was making bowls and he left with the a mission to make bowls. His bowls weren't earthshaking, but he also realized that bowls was not really of interest to him, so why should he expect to create unique bowls? Gray doesn't look for lightning bolt creativity, instead he depends on a structured design process.

Let's look at those steps:

- The Idea,
- Brainstorming,
- Incubation,
- Insight and the
- Construction.



Creating something that is truly an expression of yourself is where you can seek **ideas** within your own interests and talents. With ideas that truly suits you, **brainstorming** will advance the idea further. This step includes

research, capturing and absorbing

Cont. on Page 2

"Whatever you can do or dream you can, begin it. Boldness has genius, power and magic in it."
J.W. van Goethe

Special points of interest:

- Batavia Hardwoods Grand Opening
- Classifieds
- Rockler New Lathe
- Chicago Pen Show
- CWT Tool Library
- CWT Mentors
- AAW Clubs

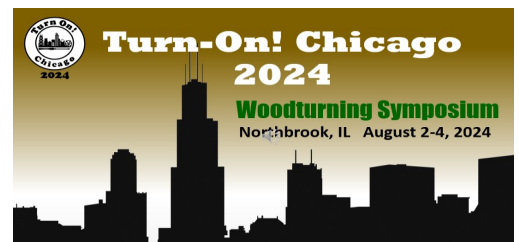
CWT MEETING

Thursday June 13, 2024

6:30 pm to 10 pm

Hybrid Meeting!

Zoom info on back page.



Have you signed up for Turn-On! Chicago?

Editor's Corner | *Phil Moy*



Celebrating Binh Pho at AAW

Graeme and Melissa’s trip to Chicago was much more than learning about “puffy innies” and scoopy outies.” The trip brought perspective. Perspective is something that comes with connecting the dots.

AAW just delivered its 37th International Symposium in Portland last week. Its been almost 40 years ago when AAW was founded. The goal was to move woodturning beyond the creation of utilitarian objects (like bowls) to a place for artistic expression.

That mission brought Graeme to AAW 30 years ago. Melissa met Graeme at an AAW Symposium in Arizona 10 years ago. Their interpretation of “not round and brown” brought them together, and will soon materialize in the Kitagawa School, soon to open this year. (Page 8)

For me, its been three years with CWT. Perspective is still coming into focus.

CWT is 36 years old, founded in 1988. We’ve got a number of members who over 20 year veterans. The dots to connect are still being discovered.

I am discovering that turners like David Ellsworth, Binh Pho, Jacques Vesery, Graeme Priddle have a connection to CWT. Graeme and Melissa were here in 2019. The others, and many other big names in turning), have been guest demonstrators for club demos, hands-on demos and our symposiums.

And we have our very own Binh Pho.

What was it like in 1986, when David Ellsworth, member No. 1 lead AAW’s formation? For some insight, I looked at older issues of American Woodturner. (Page 9)

CWT started up two years later, in 1988. CWT has a rich history! There is depth and influence through its

past activities, officers, members and associations with people who have impacted woodturning.

Roving reporter, Clint Stevens reports on his trip! (Page 10)

The Chicago Pen Show was another inspiring event for custom pens makers. to see how penmakers have stepped up their game (Page 17) *Another year to prep for a booth by sa motivated CWT member!*

Woodturning on the AAW website, from September, 1986, Volume 1, No 1 have been digitized! (Page 9)

The 2024 AAW International videos are ready! If you were in Portland on a multi-day pass, or you bought the Virtual package, the demos are now online, use your login to the AAW website!

The next best thing is to find out who has that privilege at the June CWT meeting and bribe them with a six-pack of their favorite beverage!!

The Turn-On! Chicago Schedule is out (Page 16). We are still accepting registrations.

The June meeting will have some pen blanks compliments of The Pensmiths in the door prize drawings! Thanks again to James Smith at The Pensmiths.

And if your are looking for your first lathe, or maybe your second, check out the new Rockler lathes! (Page 12)

See you at the June CWT meeting!

Phil

Letters to the Editor

Comments, complaints or ideas? *Send them to the Editor!*

Email them to: editor@chicagowoodturners.com



As the Wood Turns is a monthly publication of the Chicago Woodturners, a Chapter of the American Association of Woodturners.

President Rich Hall-Reppen

Vice President Rich Nye

Treasurer Mike Canfield

Secretary Frank Pagura

Newsletter Editor Phil Moy

Contributing Editors: Clint Stevens, Andy Kuby, Al Miotke, Marie Anderson, Brenda Miotke, Frank Pagura, Leslye Winslow

E-mail: editor@chicagowoodturners.com

Website: chicagowoodturners.com



Est. 1988

36 years of craft, art, technology and tradition

CWT MEETING

Thursday June 13, 2024

Format: Hybrid

In person at the Arlington Heights Senior Center and by Zoom



<https://us02web.zoom.us/j/9157899589>

Meeting ID: 915 7899 5899
Passcode: 003359

June Demo

Pendants



Marie Anderson

President's Curls | *Rich Hall-Reppen*



Deb and I are back from Portland. We learned a lot, bought a few things in the Vendor area (good thing we flew so we couldn't buy some of those nice slabs of wood that were available), and got to see some old friends and make some new



ones.

Mark Sfirri (previous TOC demonstrator and hands on classes) had an exhibition of some of his older and newer work and received the POP Merit Award for his decades of service to the AAW and the woodturning community.

Heather Marusiak and Kevin Jesequel started turning about four years ago and their work was featured in the POP Artist Showcase.

Heather works as an Art Teacher for students ranging in age from Grade School through High School. Heather's husband gave her a lathe for Christmas about four years ago. Since that time she has developed a style that is easily recognized. Her sculptural pieces reflect natural forms that she turns and carves seeing wood as a compelling medium due to its lived history.

Kevin retired from a career as an electrician during the Covid Pandemic and took up turning full time. Kevin started making hollow forms so he could make an urn for his mother who passed shortly after Kevin started woodturning (the urn has not been made yet).

Kevin's hollow forms are huge and impressed David Ellsworth (according to David, Kevin has surpassed David's skills). Seeing both Heather and Kevin's pieces in the POP Artist Showcase shows what we can all do if we spend enough time, learn from established woodturners and infuse our pieces with our artistic vision.

If you haven't signed up for the virtual option, you can still do it.

Speaking of learning from the past, every copy of the American Woodturner is on-line and available for printing, downloading and studying for every AAW member. The comprehensive index is a giant pdf file that you can search for a particular article, technique, artist or project. Just don't print out that pdf. Last time I checked, it was around 500 pages!

Turn-On! Chicago is rapidly approaching!

If you can't make it to all three days, try and come to one or two. There are ten rotations with five sessions at each rotation. I can't wait! Other activities include vendors, raffles, auction, Pens for Troops, Instant Gallery.

TOC Demonstrator, Greg Gallegos, will be our August meeting demonstrator and then teach three days of Hands On Classes on August 9, 10 and 11. Classes cost \$150 a day or \$400 for all three days.

Elizabeth Weber is coming for our November meeting demo and three days of Hands On Classes on November 15, 16 and 17. Sign up with Brenda for either of these classes.

We had a good Gallery at our last meeting and I'm hoping we can get even more items at our June meeting. I hope to get a few things finished and bring them in so I can set a good example.



Melissa & Graeme critique at May's Instant Gallery



May Minutes | *Frank Pagura*

Tonight, our demonstrators and gallery reviewers are Graeme Priddle and Melissa Engler.

AAW Group registration for the AAW Portland Symposium was April 1, 2024. There is the possibility to sign up for the Virtual Symposium, if you can't attend in person. See Al Miotke. There may be a discount offered to club membership.

Open Shop Open Shop day is May 26, 2024, at the Chicago School of Woodworking. The time is from 9:00 am to 3:00pm. Please call Andy Kuby if you plan to attend, so he will reserve one of the 9 lathes available.

The Tool Library is also at the Chicago School of Woodworking, this will give you the opportunity to try out a new or different tool.

Turn-on! Chicago August 1-4, 2024. Registrations are up and running on their website, turnonchicago.com If you had signed up by May 1, 2024, your name is entered for a drawing of a burl blank. Hotel rooms are same as last year, \$ 115. Kurt is passing around a signup sheet, he still needs a few volunteers to round up some of the positions. You can sign up to help with a particular event or for a short time, if you cant help for the duration.

Hands-on Classes May 10-12, 2024, Classes by Graeme Piddle and Melissa Engler will cover design influence, how to come up with ideas to decorate and personalize your turning. They will include wood selection, surface embellishments, carving, painting and burning.

Tonight, we are lucky to have a great overview of the class in their demo.

August 9-11, 2024, **Greg Galagos**. November 15-17, 2024, **Elizabeth Weber**

Member News The Mentor list is being updated, changes to the insurance coverage, require that you should contact Andy Kuby or Al Miotke if you want to be included in the mentor list.

Safety Tonight's topic "An ounce of prevention is worth a pound of cure."

(Complete report on next page)

Membership Brenda reported that our member count is 137. 101 paid up members and 7 life members. Brenda introduced one new member and recognized a visitor.

Raffle Rich recognized raffle sponsors and mentioned that several of the beautiful wood blanks in the raffle were donated by members. The raffle proceeds are instrumental in off setting club expenses.

Demo By the tag team of Graeme Priddle and Melissa Engler, who also did the gallery review. Look for photos on our website.

Dutifully submitted by
Frank Pagura, Secretary





CWT Safety | *Frank Pagura*

“An ounce of prevention is worth a pound of cure.”



BEFORE

Tonight’s topic “An ounce of prevention is worth a pound of cure.”

Because of limited space in our wood shops, it is easy for a particular area, when frequently used, to become cluttered, messy and unsafe. The turning tool rack had become my bone of contention recently.

Consequences: Cuts and nicks from reaching under an old, cluttered rack and could not easily find the tool required.

Solution: Removed all tools, the old rack and cleaned up wall space. Selected frequently used tools, designed and built new rack and installed it.

Tear down and clean up: ½ hour Planning, ½ hour Building and installing. 2 hours

Results I can see the tool I need. The new tool business end orientation keeps sharp edges at a safe distance, and it is easy to put the tool back where it belongs after use.

A safe turner is a happy turner!



AFTER

Interactive Demonstration | *Clint Stevens*



Graeme Priddle & Melissa Engler

Graeme Priddle and Melissa Engler - Surfaces, Surfaces

As we settled into our new meeting space, long time friends Graeme Priddle and Melissa Engler dropped in for our May meeting.

Graeme has had his artistic vision forged along the coastal beauty of New Zealand. His work often includes sea forms, Maori designs and the fiddleback form of the silver fern.

Melissa is a woodturner and carver in her own right. Her turning forms include highly decorated eggs, delicate hummingbird nests and brilliant geometric designs. As collaborators, they bring a fresh unique inspiration to their work.

They gave us a demonstration that was like being hit with a firehose of information. The goal was to show how they decorate a turned egg through carving, burning and painting.

Graeme got into a very relaxed position with his feet up on another chair and sketched a fern pattern onto the egg with a soft lead pencil.

Once completed, he switched tools to a micro motor. Micro motors have a base handpiece connected by a flexible power chord. They are capable of speeds up to about 45,000 rpm. Higher end micro motors allow a large variety of bits and burrs to be switched out with a simple twist of the handle.

Unlike larger carvers, the micro motor is light enough to use for extended periods. The micro motor also is flexible enough to allow for a series of uniform cuts perpendicular to the pencil line. A small round bur was selected to add texture to the egg.

With a well practiced hand (and a set of magnifying glasses) Graeme precisely cut a channel giving the egg a relief pattern for the next step. The next tool used was a woodburner (pyrography machine if you prefer).

Graeme's handpiece is custom made to meet two

goals. The first is to deliver maximum power to his handmade burner tips. The second is to allow the handle to be used for long periods without overheating. 16, 18 and 20 gauge nichrome wire is used to make

custom burning tips. The process is simple enough to make them on the fly as the need arises. The resulting burn pattern kicks up a significant amount of smoke. Ventilation is an important safeguard for your lungs.


When the burning is finished, it's time to add some color. Thin acrylic paints are used in progression through a dry brush technique. This method allows for a much deeper texture and atmospheric effect. The paintbrush is dipped in paint then most of the paint is wiped off. The remaining paint is swept onto the surface with light strokes. Once a translucent pattern is established, the next color is applied.



Application is usually from the darkest color to the lightest color. With a little practice, the results can be spectacular.

Melissa followed up with a discussion of acrylic and milk paints. She then demonstrated her process for laying out, burning and carving her random triangular patterns. As we learned, there is nothing random about them. These patterns are established with a practiced eye that allows the "random" patterns to actually look good. It is almost impossible to get predictable and repeatable results without practice.

Graeme and Melissa know this well and brought numerous test boards that show the progression of these various techniques and results



Hands-On with Graeme & Melissa | *Clint Stevens*



Gathered around Graeme: John Dillon, Frank Magnifico, Dawn Herndon-Charles, Rachel Aberle, Clint Stevens, Rich Nye, Dave Dooley and Jim Reynolds



Graeme and Melissa also held a three day hands-on session at the Chicago School of Woodworking.

The burning and carving techniques introduced at the CWT demo were practiced by all who attended. During this session, students made and used custom wood burning tips for their individual projects. Most were created from 18 gauge nichrome wire.

It's worth summarizing the use of the burners. High heat is used for carving with the burner. Low heat is preferred for decoration. Carbon deposits on the burning tip is a problem. A brass brush helps keep it clean. Knife edges dull quickly. Using a 1000 grit diamond card keeps the knife edge sharp and easy to use.

Micro motors were also used by all in class. A variety of brands and qualities were used, but they all seemed to work well. The price of these machines vary from less than \$100 to just under \$1000. Most well reviewed machines begin at about \$250. If you are shopping for one, consider the power delivered, noise level, vibration and ease of changing burs.

Although Graeme and Melissa make a wide variety of burrs available, the most useful appeared to be inverted cones, barrel, ball mill, and cup cutters. The cup cutters leave a hemisphere shape and are available in several sizes. All micro motors require a light touch when using. High speed tools deliver low torque and require several passes to deliver a deep cut.

Graeme and Melissa gave their all for their demonstration and the hands on students. Their deep talent and desire to improve our skills were evident and delivered with friendly charm.

Their inspiration and kindness will always be welcomed at the Chicago Woodturners

Off the Cuff with Graeme and Melissa | *Phil Moy*

I cornered Graeme and Melissa during a break in the action of their Hands on Class. In a free-flowing Q&A, here's some snippets of the discussion

- Graeme and Melissa love coming to Chicago and this wasn't their first trip to do demos for CWT. He was here in 2019, his signature is on one of the JET lathes at CSW.
- Melissa and Graeme are like book matched veneers. They met ten years ago at the AAW Symposium in Arizona. (An additional reason to go to an AAW symposium)
- AAW is close to 40 years old. Graeme joined 30 years ago. It pales in comparison to my three. It raises the question, has AAW changed?
- Melissa felt that AAW is a lot different than when she joined, especially with the growth in clubs and membership. With that growth, the range of skill levels and interests are greater. There are the hobbyist turners and there are the craftsman/artisan turners, each with their own interests.
- Graeme felt that with the growth of clubs allowed those interests to shape the personality of the various clubs, whether it was a segmented turning or pens or small turning or even WIT.
- "Not Brown and Round" is a phrase that I first heard in Chattanooga. It's easy to see that Graeme and Melissa are



CWT, 2019

"Not Brown and Round." Its driven them to create The Kitagawa School, creating an environment where they can teach woodturning the way they see it. Literally building the school from the ground up, the school will be located near Asheville, North Carolina on an eleven acre plot in the mountains. Support and donations are truly appreciated. They expect to start programs in 2025.

- There is a Soren Berger connection! Soren was on the committee (board) of the National Assn of Woodturners NZ Inc when Graeme started turning in 1990. They lived at opposite ends of the country but they met. He was inspired by Soren at a few turning events in NZ. After a few years Soren needed a break from the committee and he called Graeme to let him know it was now his turn. Graeme says he's not much of a committee person but Soren twisted his arm and ended up serving for 5 years, which put me in contact with so many turners from clubs all around the country, and the world!
- Melissa, 10 years ago, went to the Arizona AAW Symposium and found a group that matched her vision of art and the direction of woodturning. In Graeme, she found a person whose ideas were in the same vein.
- It's their shared interests that inspires them to create the Kitagawa School to share with other turners and artists!

The Kitagawa School

An opportunity to build a legacy with Graeme Priddle & Melissa Engler

Our Dream...Kitagawa's solution

Kitagawa will provide a space for people who wish to explore environmental themes in their work. Hands on instruction in land care and sustainability will foster skills of keen observation as well as big picture thinking; both essential to the creative practice.

To create a space where students and teachers can build their skills. Students will observe and connect with an environment that nurtures the relationship between craft, creativity and land.

To offer access to private as well as communal workspace. Students will have the option of moving between individual focus and teacher instruction.

To form a residency program for artists whose work relates to ecology. Residents will immerse themselves in a relationship to the land, trading labor for living and workshop space.

Mailing Address
The Kitagawa School
c/o Graeme Priddle
111 Grovewood Rd, Suite 9
Asheville, NC 28804 USA

Other Inquiries
Graeme Priddle
graemepiddle@xtra.co.nz
828-242-6681
or
Melissa Engler
mengler13@yahoo.com
828-545-4896

The American Woodturner, Vol 1, No. 1

Editor's Note: *A discussion with Graeme and Melissa triggered a discussion of AAW when it was founded. In the first issue of American Woodturner, we hear from David Ellsworth (Member No 1) in AAW's beginning in 1986*

When I look at contemporary woodturning, I see movement. It is a movement of discovery -- people investing the time and energy to rediscover a past which, although historic, has only recently come into view.

It is a movement of experimentation -- as was Albert LeCoff's first turning symposium in 1976, when someone had said, "It can't be done"; but it was. It is a movement of curiosity where the young and the old and the "types" from the mountains and the cities have filled the workshops in craft schools on three continents.

It is a movement of innocence -- for it is the craftsman selling his first bowl who becomes the professional; and when he sells two, an artist is born. It is a movement of risk for in their pursuit of aesthetic developments, innovators have also challenged the limits of technique and are constantly on the borders of disaster

Most of all, it is a movement of people who, not unlike any other art or craft at any time in history, are discovering themselves with a total investment of the moment.


In the past five years, woodturners have made extraordinary advancement in concept, quality, and communication; and have been rewarded accordingly in public exhibitions and in private collections of considerable prestige.

But in the pursuit of a truly "mature" art form, woodturners are realizing that their most valued commodity is not the work itself, but the value of time, time to develop and learn and to reflect, and to evolve with an underlying current of personal integrity as the primary foundation for individual goals.

We live in an era where the divisions between "art" and "craft" have worn preciously thin, as if it were the duty of the modern movement to punch holes in this time honored veil. It is our duty, for this "veil" is not a barrier, but a membrane which is in a constant state of evolution.

Woodturning is part of this change and if we seem to be testing the waters, it is because it is a balance worthy of being tested.

Editor's note: *Read the full article in September, 1986 issue of The American Woodturner, Vol 1, No 1, found on woodturner.org*



The bowl on our cover has been donated to AAW by David Ellsworth. It is the first piece to be auctioned as a method of raising money for educational projects benefiting AAW members.

Over the years, we plan to hold other auctions and sales where all our members can contribute to our education fund.

David felt strongly that it was very important to lead this "Special Funds" fundraising by contributing an important piece. In the Journal's Christmas issue, turned objects from other Board Members will be available.

WHAT IS THIS PIECE?

David's piece is box elder burl, 9" in diameter and 6" high. He made it in 1982. It is the same color -- and turned from the same series -- as the bowl featured in Bud Jacobson's book, page 23 (upper). Three exquisite vessels in this series are also shown in Katherine Pearson's *American Crafts: A Sourcebook for the Home*, page 186.

AAW International Symposium 2024 | *Clint Stevens*



Portland has its own style. It's easy going, lush, weird, and loves coffee.

This year it was the city host to the 2024 American Association of Woodturners symposium. Turners arrived from all over the globe to participate in an overwhelming number of panels, programs, demonstrations, and exhibits.

Vendors offered a dizzying array of machines, wood, schools and perhaps that one tool that you need to achieve greatness.

The AAW Board of Directors honored Frank and Elizabeth Amigo for a lifetime of generous contributions to the AAW in countless ways. Although Frank is gone, if you have ever met Frank or Elizabeth you immediately felt their worth to the AAW and all their members.

Mark Sfirri was presented with the POP Merit Award for his exceptional influence on woodturning and other artists. I can report that Mark has had a direct influence on me. This was a great decision from the Professional Outreach Program.

The symposium held a number of panels designed to help senior woodturners and foster newer woodturners at the same time. Whether you were interested in improving your work's photographs, improving critiquing skills or just wondering where woodturning is headed in the coming years, there was a panel designed to help your outlook.

The demonstrations. My goodness there were some stellar demonstrations this year from about forty demonstrators from all over the world. Demonstrators discussed hollow forms, boxes, spindle work, embellishments and of course bowls.

Our own Al Miotke ran three demonstrations. In addition to segmented turning, he demonstrated a bowl from a board technique for those of us who are math challenged. He also inspired turners with his love of making Beads of Courage boxes. I'm happy to report that his sessions were very well

attended and garnered great reviews.

Eiko Tanaka was a standout demonstrator who visited from Japan. She discussed Japanese woodturning methods and urushi lacquer. Her demonstrations were overflowing to the point that an adjacent viewing area had to be set up to meet the audience's needs. Urushi lacquer was fascinating in several respects. This was a closely guarded secret technique passed from father to son, from master to apprentice. Eiko had studied

four years before she was ready to practice this ancient lacquer art. It's not a secret any longer.

Several hundred woodturners were anxious to try their hand at it including at least one of our local club members. It may be a while before we see any pieces in the gallery. Proper urushi lacquer

technique takes about a month.

Most demonstrators prepared in depth instructions that only appear in the "Handout Book." If you have a friend who was in Portland, it may be worthwhile to ask for a peek.

There was so much more. The Instant Gallery, the POP Exhibition, youth turning, and banquet.

There was all of this and someone won a Powermatic Lathe. Several young turners went home with lathes as well.



If your woodturning battery was low, this symposium may have been exactly what you needed to recharge and energize.

If you missed this one, you have the opportunity to have a great

experience at our very own Turn-On! Chicago event August 2nd through 4th. If you haven't registered yet, please consider it.

Oh, I do mean RIGHT now. Portland may be hard to get to but Northbrook is a quick drive. I'll see you there!

Clint



Clint Stevens

CWT at AAW 2024



Awards from AAW 2024

Instant Gallery



People's Choice Award:
Christine Smith,
Murphy, NC
Just One More Piece of Joy



Master's Choice Award:
Andi Wolfe,
Upper Arlington, OH
Eve



Rolly Munro,
Levin, New Zealand
Feather and Fractals



Noble Peters,
Bixby, OK
Pear Natural Edge



2024 POP Merit Award
Recipient:
Mark Sfirri



2024 Honorary Lifetime
Members:
Frank & Elizabeth Amigo



Dave Landers,
Estes Park, CO
Rocket Box



Diana Friend,
Friday Harbor, WA
Umbel Floret

Tool Review | *Phil Moy*

Rockler introduces two new lathes!



Rockler 12-24 Variable speed midi-lathe

Retail \$649.99

Lathe Stand \$149.99

For turners looking for a rock solid lathe with great capacity and features, the Rockler VS 12-24 Variable Speed Midi Lathe is a fantastic choice. It offers increased turning capacity over our Mini Lathe—12" for bowls and 24" for spindles, plus electronic variable speed with a convenient digital readout and forward/reverse capability, a nice feature for sanding and finishing.

Cast-iron body provides mass for minimal vibration, stable turning and maximum durability. Plus, you also get the option to extend the spindle turning capacity to 54" with the optional Bed Extension (#71801, sold separately).

Product descriptions from www.rockler.com

First Looks

In a recent visit to Rockler in Schaumburg, I had a chance to see Rockler's two new lathes. Sharp looking design, in Rockler Blue and a gray base, they are a good looking machine to add to a woodshop. They replace the Excelsior line for Rockler. So is it a good first lathe or perhaps a second lathe for the shop?

At \$650 for the Rockler 12-24 with variable speed control and \$399 for the smaller 10-18, they are attractively priced. Sitting next to a JET1221VS it is hard not to compare what you get for \$995. (I saw another website list the retail price for the JET 1221VS at \$1350)

The first question that comes to mind is, who makes this lathe? The box says the lathe is made in China. JET lathes are made in Taiwan. If you walked in with a \$1,000 budget to get into turning, can you get the Rockler lathe and have \$350 left for tools, accessories and maybe a few turning blocks and pen blanks?

Both are variable speed, the Rockler specs are 300-3500 RPM, the JET specs 60 to 3600 RPM.

The Rockler 12-24 lists as 93 lbs with packaging. The JET 1221VS weigh in at 120 lbs, although not clear if that includes the packaging. The extra weight might make for more stability.

The Rockler 12-24 has a 1.2 HP motor vs the 1 HP JET 1221. It does not have an indexing feature.



Rockler 10-18 mini-lathe

Retail \$399.99

Lathe Stand \$149.99

Mini but mighty, the Rockler Mini Lathe sits solidly on a cast iron foundation, and runs true for smooth cuts on a wide variety of smaller projects. With its robust 1/2 HP motor, it can spin bowls of almost 10" in diameter and spindles up to 17-3/4" in length (expandable to 38-1/2" with the optional Bed Extension #75737).

This makes it a great choice for chair legs, small table legs and an endless array of pens, bottle stoppers, tool handles and decorative turnings.

Two convenient doors provide easy access to the belt, along with 5 different speeds: 760, 1100, 1600, 2200 and 3200 RPM.

The cast-iron body provides mass for minimal vibration, stable turning and maximum durability.

The extra 3 inches on the bed could be an advantage depending on what kind of projects you will be doing. There is a plate on the end of the bed which keeps the tailstock from being removed, perhaps a good safety feature until you are more experienced., or doing more bowls where removing the tailstock gives you better access for hollowing. The plate looks removable.

The price difference between the Rockler 10-18 at \$349.00 is not easily compared to the JET 1015VS at \$750.00. It seems that the JET 1015 without variable speed may not be available any more. (Many of the CWT lathes are JET 1015's) The lathe feels solid. The Rockler 10-18 should handle pens and small turnings well. We will have to get Rockler to send over a demo unit for a hands on test!

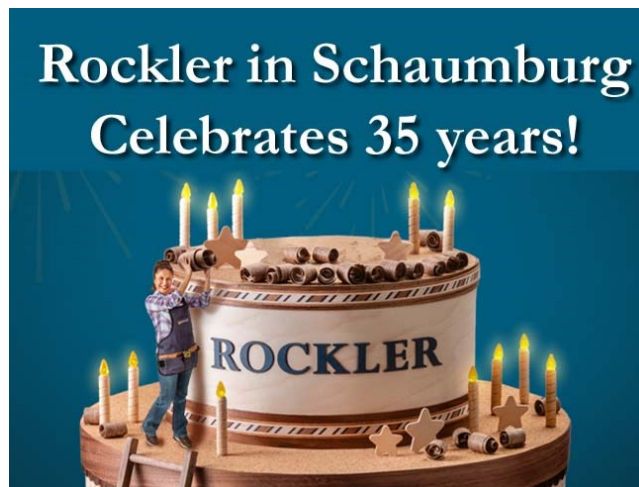


One might want to compare a Rockler 12-24 variable speed to the JET1015VS.. You'll get an extra 2" swing, 9" longer bed length and spend \$350.00 less!

Of course there are other factors when considering a lathe purchase. Needs and budget sometimes are hard boundaries for your decision. , many other quality lathes made by other companies and like all sales, it would include brand loyalty, features for what you want to create now and in the near future, product guarantee and service. And like every woodturner says, the lathe was the cheapest part of the woodturning journey!

For a complete list of features, check out the lathes at rockler.com or drop in the Rockler store in Schaumburg!

Milestones | *Rockler*



Mark Hubl, General Manager at Rockler celebrates 35 years at the Schaumburg location on May 19, 2024. Rockler recently celebrated 70 years as a supplier to woodworkers everywhere! Drop in and say thank you to Mark!

Rockler, 243 W. Golf Road, Schaumburg, IL 60195 (847) 310-0447

Upcoming Demonstrations & Workshops

June CWT meeting with Marie Anderson

June 13, 2024

Pendants

June's demonstrator will be Marie Anderson turning and embellishing pendants. This demo will include turning a wooden pendant and the jig to hold in the chuck as you turn the basic body and then how to make that same jig into an offset jig used to drill and shape the offset hole shown in the photos. We will then design and embellish the pendant. Several examples will offer inspiration for your own personalization.



August CWT meeting & Workshop with Greg Gallegos

August 8 & 9-11, 2024

Contact Rich Nye or Brenda Miotke to sign up for the workshop!

Cost for the classes are \$400 for all three days or \$150 a day.

Greg Gallegos will be a demonstrator at Turn-On! Chicago August 2-4, and staying in town for a few more days to do our club meeting and his own Hands-On workshop at the Chicago School of Woodworking, Aug 9 through the 11th.

Visit Greg at naturalselectionstudio.com



November CWT meeting & Hands On Workshop with Elizabeth Weber

Nov 14 & 15—17, 2024

Contact Rich Nye or Brenda Miotke to sign up for the workshop!

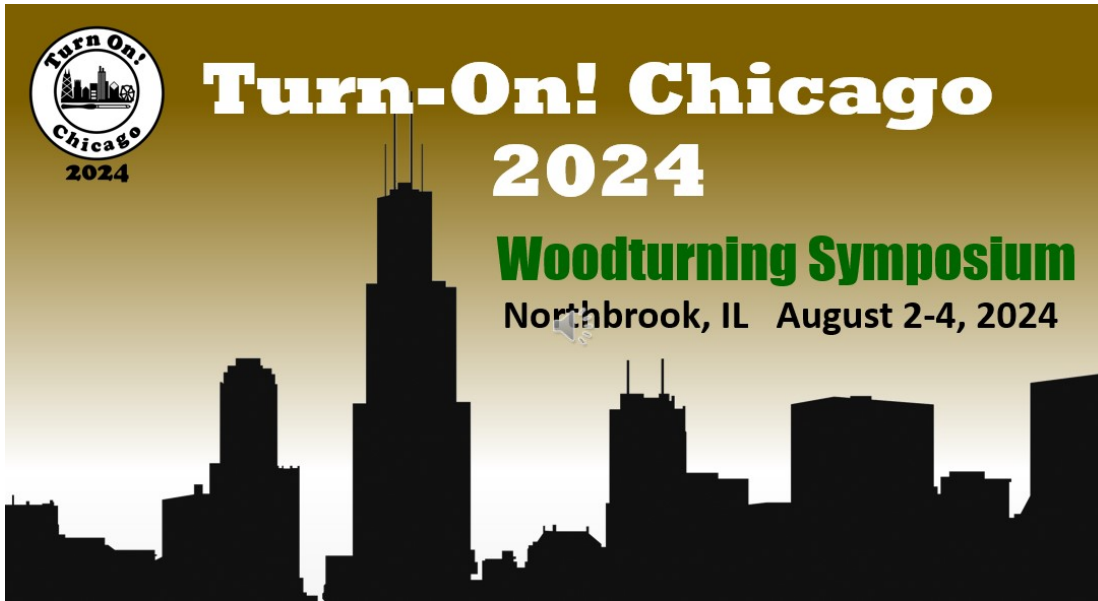
Cost for the classes are \$400 for all three days or \$150 a day.

Elizabeth Weber was featured in the February issue of American Woodturner!

Not only is she a demonstrator at Turn-On! Chicago in August, she is doing the September club meeting demonstration and she'll follow it up with her own Hands-On workshop at the Chicago School of Woodworking

Visit Elizabeth at icosawood.work





Demonstrators
 Stuart Batty
 Roberto Ferrer
 Greg Gallegos
 Keith Gotschall
 Jeff Hornung
 Niclot Laurent
 Kristin LeVier
 Rob Wallace
 Elizabeth Weber
 Kurt Wolff-Klammer

Work from our Demonstrators



Keith Gotschall,
Pink ivory bowls



Greg Gallegos,
Podlets



Stuart Batty,
Cocobolo bowls



Roberto Ferrer,
Wall hangings



Jeff Hornung,
Nuts & Bolts

Crowne Plaza Northbrook Hotel

2875 Milwaukee Ave,
Northbrook, IL 60062

As a Chicago Woodturners member, you have been hearing a lot about the club sponsored 8th biennial symposium, **Turn-On! Chicago 2024**. It is now right around the corner and it's the perfect opportunity to learn lots of new skills, and there are topics for everyone regardless of your turning experience.

Turning techniques, interesting projects made before your eyes, carving and painting techniques, etc. The complete rotation schedule and all the event information is on the website so you can begin planning your visit now. This year's demonstrators include some of the best woodturners from around the country including **Stuart Batty, Keith Gotschall, Jeff Hornung, Laurent Niclot, Kristin LeVier, Roberto Ferrer, Elizabeth Weber, Greg Gallegos, Rob Wallace, and Kurt Wolff-Klammer.**

During the weekend you can choose from five classrooms which will run a total of 48 rotations. You can also count on seeing an excellent tradeshow, instant gallery with people's choice awards, banquet, auction, hands-on pen turning to support our troops, and a Women in Turning meeting. It's going to be a busy, fun, and educational weekend for everyone. If you are not available for the entire weekend, stop by for a day or two. If you have already registered, we look forward to seeing you this summer.

This is also the major event that helps to support all the benefits of being a member of the Chicago Woodturners. If you have any questions about the event, feel free to contact us.

Co-chairmen Al Miotke & Kurt Wolff-Klammer

**To learn more and to register, visit
www.turnonchicago.com**

Turn-On! Chicago 2024 Symposium Schedule

August 1-4, 2024

Symposium schedule - Demonstrators and times are subject to change.



Day/Time	Room 101 - Floor 1	Room 102 - Floor 1	Room 103 - Floor 1	Room 201 - Floor 2	Room 202- Floor 2
Thursday 3:00 - 7:00	Registration (Pick Up Packets in Conference Center atrium), Hotel Check-in at 3PM				
3:00 - 6:00	Instant Gallery Check-In (Across from Tradeshow)				
Friday 7:00a - 6:00p	Registration (Pick Up Packets in Conference Center atrium), Hotel Check-in at 3PM				
7:00a - 6:00p	Instant Gallery Check-In (Across from Tradeshow)				
Friday 8:00a - 6:00p	Trade Show, Instant Gallery and Auction item preview open				
9:00 - 5:00	Spouse Lounge - Banquet Room - Second Floor				
Friday 8:00 - 9:30 Rotation 1	Ferrer Wall sculptures made easy	Gallegos Podlets	Niclot Teapot	Weber Carving a wave/leaf motif	LeVier Introduction to micromotor carving
Friday 10:00 - 11:30 Rotation 2	Batty Bowl turning fundamentals	Gallegos Turning wooden pots with color	Niclot Ploc! Multiaxis drop	Hornung Nuts and bolts of it all	LeVier Adding sculptural elements to turning
Friday 11:30 - 1:00	Lunch on own. (No outside food is allowed in the hotel common area or conference center)				
Friday 1:00 - 2:30 Rotation 3	Batty The Only 4 ways wood can be shaped on Lathe	Gotschall Off-center platter	Niclot Spheres	Wolff-Klammer Umbrella Ornaments	Wallace Complexity and diversity of wood
Friday 3:00 - 4:30 Rotation 4	Ferrer Embellishing wall sculptures	Gotschall Spindle to Bowl	Gallegos Embellishment and finishing	Weber Exploring colors and textures	LeVier Bending wood without steam
Friday 4:30	Dinner on own				
Friday 6:00 - 7:00	Women-in-Turning meeting at 6:00PM in Room 1				
Friday 6:00 - 9:00	Hands-on Pens for Troops in Tradeshow room from 8-5 - Everyone is welcome to turn a pen.				
Saturday 8:00a - 5:00p	Trade Show, Instant Gallery and Auction item preview open. Auction items will move to the Banquet room at 1PM.				
Saturday 8:00 - 9:30 Rotation 5	Ferrer From fresh log to finished bowl	Gotschall Man-hole cover	Niclot Spiral Carving	Weber Embellishing boxes	LeVier Introduction to micromotor carving
Saturday 10:00 - 11:30 Rotation 6	Batty Off-center winged bowl	Gotschall Tortilla Warmer	Niclot Teapot	Wolff-Klammer Earrings	Hornung Finishing the finish
Saturday 11:30 - 1:00	Lunch on own. (No outside food is allowed in the hotel common area or conference center)				
Saturday 1:00 - 2:30 Rotation 7	Batty Spindle turning fundamentals	Gotschall Off-center platter	Gallegos Podlets	Weber Carving a wave/leaf motif	LeVier Adding sculptural elements to turning
Saturday 3:00 - 4:30 Rotation 8	Batty Bowl turning fundamentals	Ferrer Wall sculptures made easy	Niclot Ploc! Multiaxis drop	Weber Embellishing boxes	LeVier Bending wood without steam
Saturday 6:00 - 9:30	Banquet followed by Awards, and Auction Lincoln ballroom -Second Floor				
Sunday 8:00 -12:00	Trade Show and Instant Gallery				
Sunday 8:00 - 9:30	Instant Gallery Critique in the Instant Gallery Room (Stuart Batty and Kristin LeVier)				
Sunday 8:00 - 9:30 Rotation 9	Gotschall Spindle to Bowl	Ferrer Embellishing wall sculptures	Gallegos Turning wooden pots with color	Wallace Physics of woodturning	Open
Sunday 10:30 - 12:00 Rotation 10	Batty The Only 4 ways wood can be shaped on Lathe	Ferrer From fresh log to finished bowl	Gallegos Embellishment and finishing	Weber Exploring colors and textures	Open
Sunday Until 1:00	Pick-Up Pieces in Instant Gallery				
Sun. 1:00	Symposium Closes - Extended hotel checkout deadline is 1PM See you in 2026 - SAFE Travels				



Two weeks after MPG, at the same Marriott Northwest hotel, in the same ballroom, the Chicago Pen Show brought in over thousand people to look at pens, from vintage fountain pens to sleek pens from Taccia, Visconti, Pelikan, Lamy, Nishiki and more.

Bargains could be found, like the Montegrappa ‘The Theory of Evolution’ Fountain Pen, marked down 50%. The retail price was originally \$10,000.

The Chicago Pen Show is a marvelous show because in one setting, you experience the complete spectrum of writing instruments, including custom pens. The prices pens ranged from \$10 to \$10,000. It echoes what Ed Brown said at MPG about knowing who attends a show before you sign up for it.

It was my third Chicago Pen Show, the first in the middle of Covid. Vendors were jokingly categorized as pre-Covid vendors and the post-Covid vendors. The pre-Covid vendors have established product lines, sales and marketing strategies. The post-Covid vendors are still testing the market.

It was good to see custom pen makers like Greg Hardy of Hardy Penwrights (Pennsylvania), Jim Hinze of Hinze Pens (Texas), Jonathan Brooks of Carolina Pen Company (North Carolina) and Shawn Newton of Newton Pens (Arkansas), Adolphus Smith of Darailpenz ,from Columbus, OH, Ronnie Shields of Analog Notes and Mike Green of Mike’s Pen Fun (Minnesota) return. Mike was so familiar looking? Of course, he was at MPG as an attendee!

And there were new faces, Zach Skogsberg of Skogsy Pens, Eran Hovev of Scopus Pens with oliveood products made in Irasel and Andre Mora with Mora Styles from France. Atlas (Wheeling, IL) a supplier of blanks was there with some beautiful blanks and cast rods.

Pierre Miller of Desiderata was the only Chicago based company with pens!

Which brings me to my rant, why is that? Where are our custom pen makers will step up to the plate and compete with the big boys?

Also I didn’t see a single bowl in the room.



Eran Hovev, Scopus Pens, scopuspens.com



Atlas, atlasupplies.com



Jonathan Brooks & Shawn Newton



Mike’s Pen Fun, mikespenfun.com



Greg Hardy, hardypens.com



etsy.com/shop/AnalogNotesPens



Skogsy Pens, skogsypens.com

Instant Gallery | Graeme Priddle & Melissa Engler

May's Gallery critique was conducted by Graeme and Melissa. See all the submissions on our website!

chicagowoodturners.com/gallery



An Approach to “Developing Your Own Style” | cont.



information from many sources. These sources aren't necessarily related to your idea. Experiment, sketch, build prototypes. In this potent soup of information, you can now step away from the problem and let it **incubate**. Your subconscious will continue to work on the problem.

Insight which leads to inspiration will come eventually. Maybe not instantly, maybe a week later, or even months later. Or maybe while you are going to the grocery store. When it comes it will feel so right, because this is born out of your interests and your abilities.

Now you can write down the idea, draw it and make

it! If you don't like it, go back for more brainstorming.

Brückin says that other materials, zinc, copper and stone are materials that he deals with daily as a plumber. To incorporate these materials is an extension of his world.

I can't say that his was a result of a structured design process, but it's clear that his work as a plumber, not related to turning, became a unique feature of his work, after he went past the boxes and candlesticks phase of his woodworking journey.

Editor's note: "Brainstorming for Design" by Steven Grey was originally published in the June 1989 issue of American Woodturner.

It is even more fun when you bring a friend!

Reasons to join Chicago Woodturners

- Monthly meetings & newsletter
- Access to club member expertise and mentors
- Classes and hands-on sessions with name turners
- In-person demonstrations, product discounts, raffles
- and generally a good group to hang out with!...

Membership Fees

- \$30 Individual membership
- \$40 Family membership.
- \$10 Under age of 25

Yearly membership fees for Chicago Woodturners are due at the beginning of the year. You can join at any time of the year!

Pay with cash or a check at the monthly meeting. (Make checks payable to 'Chicago Woodturners')

Application forms are found online! Contact Brenda Miotke for more information. By email: bkmiotke@comcast.net

Or by snail mail

Chicago Woodturners
c/o Brenda Miotke
920 North Sumac Lane
Mount Prospect, IL 60056



Join the movers and shakers of woodturning in Chicago!



*Thank you
for your
service!*


Open Shop at the Chicago School of Woodworking

As part of our partnership with the Chicago School of Woodworking, no fee Open Shop Days will continue to be available to the members of the Chicago Woodturners on the last Sunday of the month. Open Shop Days provide our members with access to all our shared equipment and tools as well as incidental (or prearranged) mentoring. Each of the Shop Days has a facilitator/mentor on site.

The Chicago Woodturners has six JET 1642s, two JET 1224 mini's and three Powermatic 3520's in a dedicated turning area at the Chicago School of Woodworking. Turning tools are available, both from the school stock and the Chicago Woodturners lending library. Of course, all members are free to bring whatever tools and wood blanks they choose. Two slow-speed grinders, with a variety of aluminum oxide/CBN wheels and Wolverine Jigs, are available.

To avoid overcrowding, members who intend to attend should contact Andy Kuby studio@riverwoodturner.com.

Next Open Shop Date: Sunday, June 30



The Chicago School of Woodworking was established in 2007 to train students in the art of furniture making. Since then, our program has expanded to include the arts of turning, scroll saw, marquetry, Chip Carving, speaker making and cabinet making.

We are committed to providing students the knowledge and skills to create functional and beautiful furniture that can be enjoyed for generations.

We have chosen machinery and tools that are safe, up-to-date, and well maintained, so students can focus on learning and enjoy the varied aspects of building a quality piece of furniture or crafting wood art.

Find out more about our offerings and class schedules on our website!

CHICAGO SCHOOL OF WOODWORKING

EDUCATING THE QUALITY MINDED HOBBYIST IN THE ART OF WOODWORKING

5680 N. Northwest Hwy, Chicago, IL 60646 | Phone: 773.275.1170

chicagowoodworking.com

Last Cut | *Phil Moy*



Sooe post AAW 2024 thoughts!

Now that Portland is in the record books, one can look at how to make a lasting impression at AAW 2025.

AAW 2025 will be in St. Paul next year, and its proximity to Chicago makes it possible to be a big Midwest impact!

The call for demonstrators is already out. Applications need to be in by August 1, 2025.

The AAW also introduced two new awards for the chapters, the Communications Excellence Award and the Community Impact Award. (Details below)

Congratulations to the Woodworkers of Central New York and The Dakota Woodturners for their efforts and hard work over the year!

You can check out the winning chapters at their websites:

Woodworkers of Central New York

www.woodcny.org

Dakota Woodturners

www.dakotawoodturners.com



Call for Demonstrators for the 2025 AAW International Woodturning Symposium

What does that mean for us for AAW 2025? We'll have over a thousand turners coming to St. Paul, and it's a chance to solidify our presence in the woodturning community. The Communications award and the Community Impact award is a way to be recognized for the things that we do.

It's also a way to use the award guidelines as a baseline for what a chapter could be doing for its members, for the club growth and to ensure that the members benefit from the club's activities.

look at what we currently do and don't do.

We do a lot, let's get recognized for it next year at AAW 2025 International Symposium!

AAW Chapter Awards

This year AAW introduced two new awards to honor the efforts of local woodturning chapters. As chapters continue to innovate and make more substantial impacts, AAW wants to shine the spotlight on their efforts.

2024 Chapter Communications Excellence Award:

Woodworkers of Central New York

This award honors chapters that demonstrate effective, creative, and innovative communications through email newsletters, websites, social media, marketing campaigns, and video content. This year's winner has excelled in disseminating information, educating, and entertaining their members and non-members, and promoting the art and craft of woodturning through compelling and creative communications.

2024 Chapter Community Impact Award:

Dakota Woodturners

This award recognizes chapters that have demonstrated a strong commitment to community service, outreach, and positive societal impact. Nineteen chapters shared inspirational stories about the programs they implemented to go above and beyond for their communities. This year's winner developed a program called Turning for the Next Generation. Working with local schools, this chapter's efforts in teaching students the art of woodturning have not only enriched the lives of students but also impacted the educational pathways of the schools. This chapter has shown dedication to fostering creativity and skill development among students through their woodturning workshops and classes. By providing hands-on learning experiences and a focus on detail, they have ignited a passion for craftsmanship in young minds and inspired a new generation of artisans.

WIT Happenings | *Marie Anderson*



Just back from an amazing trip to the AAW symposium in Portland where the WIT special interest night was a very welcoming event that highlighted all the events that WIT has held throughout the past year.

We had over 80 people at the meeting including 3 male liaisons. We talked about the collaborative initiative that the WIT committee and the Youth committee undertook for this symposium - inviting students from local not for profit Girls Build (girlsbuild.org) to come and learn to turn during the symposium.

On Saturday 25 girls and 2 staff members from Girls Build arrived at the conference center to learn and get exposure to woodturning. The group was split into two groups, one group was taken on a tour of the vendor area and the instant gallery with tour guides Heather Marusiak, Elizabeth Weber and Janine Wang.

The other group donned face masks and were given their first lessons in woodturning from Preston Christenson supported by 12 women volunteers. (We felt it was important for these young girls to see that women are turners too.)

At the end of the first session the groups switched so that all of the girls were able to have the full experience. There is an article that will be published in the next American Woodturner with more details.

There was an update on the Wig Stand Initiative. As of May 24th, 592 wig stands have been delivered nationwide. This is a great start for our first year. One liaison shared that they are holding learn to turn days that include the center post of the wig stand as one of the turning projects.

Their new turners practice beads and coves and at the end of the session, the practice piece is sanded, tenon sized and it is placed in the pile to be included in the next round of wig stands their club is turning. (It seems that more folks want to turn the tops and bottoms

than the spindles so this works out well for that club.)

What do you think? Should we consider something like this? Let me know!

Registration for the 2024 Virtual WIT EXCHANGE will open August 15, 2024.

The EXCHANGE will officially start the first week of September and run through October 12th with the presentation of projects to follow on November 2nd.

Mark your calendars and don't wait to register!

Lastly, next month I hope to have some exciting news about an activity for our local WIT group. Stay tuned!



AAW
AMERICAN ASSOCIATION
OF WOODTURNERS

**AAW'S 38TH INTERNATIONAL
WOODTURNING SYMPOSIUM**
MAY 23-26, 2024 | PORTLAND, OR



The Demonstration Recordings Are Ready!

Anyone who purchased a multi-day registration for the 2024 AAW Symposium in Portland, Oregon or purchased an AAW Virtual Symposium registration gets access to 20 recorded demonstrations (30 hours of video!).
(This does not include single-day Portland registrations.)

To start watching, click the link below and enter your woodturner.org username and password.

All recordings are available to watch until September 3, 2024.

Classifieds | Artisan's Fair, June 8, 2024

We are holding a "Artisans' Fair" on Saturday, June 8th - from 9:00 am -5:00 pm.

There will be approximately 20 - 10' x 10' booth spaces available in the front yard of the store. We will also have 3 - 4 food trucks at this event. Only hand-crafted merchandise will be allowed. No resale items from China will be allowed in this event! Please let us know if you are interested in participating. There will be a \$35.00 per space fee to hold a space and participate.

Please inquire at the store or by email: sales@bullvalleyhardwood.com. If you are not interested, but know a crafter or woodworker who might be, please share this information with them!

Bull Valley Hardwood
1251 Cobblestone Way
Woodstock, IL 60098
815-701-9400

Visit our Website

Bull Valley Hardwood | 1251 Cobblestone Way, Woodstock, IL 60098



Classifieds | Garage Sale — June 8, 2024

Tom Sharp, former President of the Fox Valley Woodworkers for many years, passed away suddenly last August. His wife passed away from a long illness in October.

His son and daughter are selling Tom's tools starting at 9 am on Saturday June 8, 2024. Sale is at Tom's house: 2S965 Shagbark Drive, Batavia, IL. 60510. Shagbark Drive is off of Route 25 in Batavia near the Red Oak Nature Center.

Tom had a fantastic shop since he worked for Bosch and other tool manufacturers for many years. He had a selection of big and small tools all in excellent condition. Tom also had a cache of wood including white oak, exotics and turning blanks.

The Fox Valley Woodworkers is running the sale for the Sharp family. We will be accepting cash, check and credit cards. Parking may be a bit tight so car pooling is a good idea. Questions? Call or email Rich Hall-Reppen



Quad City Arts Regional Contemporary Woodturning Exhibition

Quad City Arts invites woodturners living within 250 miles of the Quad Cities to enter up to 3 Pieces of work for show and sale in two galleries. Artisans are free to use any medium, but at least part of the piece must be created on a lathe. Work must not exceed 24" in any dimension. Collaborations are accepted.

Works will first go on display at Quad City Arts' Rock Island gallery with a public reception on February 7, 2025, from 6-8 pm. After one month, gallery staff will pack and transport the work to Quad City Arts' Airport gallery inside the Quad Cities International Airport. Works will go on display beginning March 5 and ending April 29th. All works displayed at the airport gallery will be locked behind glass and available for viewing 24/7. Additionally, all accepted works of art will be available for viewing and purchase through Quad City Arts' website. Work will be selected through a blind jurying process. If works are sold, Quad City Arts will retain a 35% commission.

Two cash prizes will be awarded: \$300 Masters' Choice, selected by the jurors, and a \$200 People's Choice award.

Entry fee: \$30

For more info:

Abi Kongkousonh,

Gallery Assistant

Quad City Arts

Phone: 309-793-1213

The Pensmiths

10% off all products at ShopThePensmiths.com with code: CHICAGO

CUSTOM PENS
Spice up your writing experience! Choose from our selection of artisan-crafted pens.

PEN BLANKS
Experience the difference! Our collection of Alumilite pen blanks are easy to turn and eye catching.

KITLESS PEN BLANKS
Resin poured with the maker in mind! Featuring extra length and a variety of colors that are sure to impress.

ACCENT BLANKS
Single color accent rods for sections, cap bands, or whole pens!

* Offer good through Dec. 31, 2024!

ShopThePensmiths.com

Chicago Woodturners Tool Library

Rich Piper (richpiper@aiaillinois.com 773-350-5617) has assumed the responsibility for the Chicago Woodturner’s tool library and is in the process of transferring our tools to the Chicago School of Woodworking.

These tools will be available during Open Shop Days for members to use during the day. The tools will also be available for checkout so you can try them out at home before purchasing one of your own. A checkout system is currently being developed and any assistance would be appreciated.

Over the past twenty years the club has accumulated many interesting tools for members to use on a special project or just to try before investing. *One of the many benefits of CWT membership.*

Segmented Woodturners
Chapter of the American Association of Woodturners

A leading international non-profit organization advancing both the art and craft of segmented woodturning thru educational activities for all interested parties from beginners thru studio artists.

Exploring Possibilities

To learn more or join:
www.segmentedwoodturners.org

See reverse side for a list of membership benefits

Mundelein Tool Library
Caring Through Sharing

A tool library is just like a book library—you can register and check out tools as needed. No need to buy that one-time use tool! We have over 1,600 tools!

Hours & Location

Tuesday 4–7 PM
Saturday 9:30 AM–3:30 PM

428 N Chicago Ave, Mundelein, IL 60060

224-475-0435

office@mundeleintoolibrary.org

CWT Mentors

Want to speed up the learning process?

Let a CWT Mentor help you. Leverage the wealth of woodturning knowledge at CWT!

Levels B—Beginner I—Intermediate A—Advanced

Name	Town	Levels	Areas
Marie Anderson	Itasca	B, I, A	General turning, brainstorm with anyone
Dave Bertaud	Libertyville	B, I	General turning
John Dillon	Elburn	B	General turning
Tom Eovaldi	Evanston	B, I, A	General turning, natural edge, thin wall, hollowing and carving
Reto Gallati	Chicago	B	General turning
Rich Hall-Reppen	Geneva	B, I	General turning
Andy Kuby	Riverwoods	B, I, A	General turning, spindles, bowls, platters, pens, multi-axis, ornaments, finials and other topics
Al Miotke	Mt. Prospect	B, I, A	General turning, segmenting
Phil Moy	Chicago	B	General turning, pens
Rich Nye	Batavia	B, I, A	General turning, carving, texturing, painting, burning
Frank Pagura	Elk Grove Village	B, I, A	General turning
Paul Pyrcik	Lisle	B, I, A	General Woodturning, Overview of Lathes, Tools, Accessories, Shop Set-up, Turning Acrylics and Alternative Materials

It is even more fun when you bring a friend!

Reasons to join Chicago Woodturners

- Monthly meetings & newsletter
- Access to club member expertise and mentors
- Classes and hands-on sessions with name turners
- In-person demonstrations, product discounts, raffles
- and generally a good group to hang out with....

Membership Fees

- \$30 Individual membership
- \$40 Family membership.
- \$10 Under age of 25

Yearly membership fees for Chicago Woodturners are due at the beginning of the year. You can join at any time of the year!

Pay with cash or a check at the monthly meeting. (Make checks payable to 'Chicago Woodturners')

Application forms are found online! Contact Brenda Miotke for more information. By email: bkmiotke@comcast.net

Or by snail mail

Chicago Woodturners
c/o Brenda Miotke
920 North Sumac Lane
Mount Prospect, IL 60056



*Join the movers
and shakers of
woodturning in
Chicago!*

Batavia Hardwoods Grand Opening in Batavia

Kids in Batavia got an unexpected treat on May 4th. John Dillon made tops for visitors who also got to decorate their tops with bright colors!

Batavia Hardwoods

330 McKee St, Batavia, IL. 60510.

Hours: Saturdays, 9 am to 3 pm and by appt.

Phone: 630-761-5907

Email: bataviahardwoods@gmail.com

Website: www.bataviahardwoods.com



We don't know if the big kid in the orange shirt got a top.



International Association of Penturners



The Chicagoland Chapter of the International Association of Penmakers meets every third Saturday of even months, from 10:00 am to 1:00 pm at Woodcraft.

Join us, learn more about making custom pens



7440 Woodward Avenue Suite, Woodridge, IL 60517

A New Location! | Woodcraft

Woodcraft has announced a move to a new location at 504 Ogden Avenue in Downers Grove. The new store is being built out, and they expects that they will be in the new store sometime in July / August.



Turn-On! Chicago Symposium

August 2-4, 2024

Crowne Plaza Hotel
2875 North Milwaukee Ave
Northbrook, Illinois



Featured Demonstrators

Stuart Batty, Roberto Ferrer
Greg Gallegos, Keith Gotschall
Kristin LeVier, Laurent Niclot
Elizabeth Weber, Rob Wallace, Jeff
Hornung, Kurt-Wolff-Klammer



www.turnonchicago.com

Turn-On! Chicago is sponsored by the Chicago Woodturners



- ◊ 48 topics during the ten 90 minute rotations.
- ◊ Tradeshow.
- ◊ Instant Gallery.
- ◊ People's Choice award.
- ◊ Large classrooms.
- ◊ Hands-On Pens-for-Troops activity.
- ◊ Saturday banquet and auction.
- ◊ Hotel attached to the conference center.
- ◊ Raffle with vendor provided items
- ◊ Discounted symposium room rate.
- ◊ Women-in-Turning Meeting.
- ◊ Quiet suburban location close to the interstate highway.

The Chicago Woodturners is a 501 (c)(3) Organization and a chapter of:






AAW is a nonprofit organization dedicated to advancing the art and craft of woodturning worldwide through education.

With more than 16,000 members and over 365 local chapters globally, AAW members include amateurs, hobbyists, professionals, gallery owners, collectors, tool and equipment suppliers, and others.


Join the AAW and have access to the largest portfolio of woodturning-related material in the world!

Hone your knowledge and skills using AAW's online learning portals, exclusive print and digital publications, curated educational videos, high-quality safety resources, and more.

Visit the American Association of Woodturners at woodturner.org



American Woodturner Volume 1, No. 1



The June Issue of American Woodturner, Vol 39, No. 3, is out. As an AAW member, it's in your mailbox or also available online at woodturner.org

Did you Know?

The *American Woodturner* journal is the premier source of woodturning inspiration and instruction since 1986. AAW members have free access to the entire archive of journals when they sign in. Individual issues may be purchased in our online store.

Looking for a special article? Specific topic?

Go to www.woodturner.org Click tabs Resources, | Publications, AmericanWoodturner, Index to view or download the Index

An index entry such as this: "New lathes at AAW Trade Show, 34.3:61" means the information would be found in **volume 34, issue 3, page 61.**

Volume to Years

35:1 to Present > 2020 to Present

25:1 to 34:6 > 2010 to 2019

15:1 to 24:4 > 2000 to 2009

4:3 to 14:4 > 1990 to 1999

1:1 to 4:42 > 1986 to 1989



Congratulations and thank you to AAW on another great Symposium!

The Virtual Symposium recordings will still be available to those who signed up for them through August 26, 2024

Start planning today!

The AAW International Symposium comes back to the Midwest next year!

For those who have been to previous events, you already know how rewarding they are! If you have never been to one, its time to make plans. It's 400 miles to St. Paul, MN, (a 6 hour ride with pit stops in Madison and La Crosse). With St. Paul so close, it is easy to expect a good turnout from Midwest turners!

The year goes by so fast, for the many things aspects of the Symposium, from Instant Gallery submissions, Silent Auction submissions, signing up to be a demonstrator, volunteering for videography, show support, shopping or exhibiting at the trade show or competing for the new chapter awards for communications and community support, it's never to late to start planning!



AAW Chapters in Illinois

Club	Location	Website
Central Illinois Woodturners	Normal, IL	centralillinoiswoodturners.com
Chicago Woodturners	Arlington Heights, IL	chicagowoodturners.com
Flatland Woodturners	Champaign, IL	flatlandwoodturners.com
Lincoln Land Woodturners	Springfield, IL	llwonline.com
Northern Illinois Woodturners	Rockford, IL	northernillinoiswoodturners.com
Quad Cities Woodturners	Rock Island, IL	qcwoodturners.com
South Suburban Chiselers		
Illiana Woodturners	South Holland, IL	illianawoodturners.wordpress.com
Windy City Woodturners	Naperville, IL	windycitywoodturners.weebly.com



Est. 1988

36 years of craft, art, technology and tradition

Join us for our monthly meetings,
all are welcome!

New meeting location!

Arlington Heights Senior Center
1801 W. Central Road,
Arlington Heights, IL

6:30 pm Networking
7:00 pm to 10:00 pm



2024 Meetings*

Jan 9	May 9	Sept 12
Feb 13	June 13	Oct 10
Mar 14	July 11	Nov 14
April 11	Aug 8	Dec 12

*CWT meetings are on the second Thurs of each month!

Can't come in person? Join us via Zoom!

<https://us02web.zoom.us/j/9157899589>
Meeting ID: 915 7899 5899
Passcode: 003359



Calendar of Events

June 13	CWT Monthly Meeting	Arlington Heights Senior Center	Arlington Heights, IL
June 30	CWT Open Shop	Chicago School of Woodworking	Chicago, IL
July 11	CWT Monthly Meeting	Arlington Heights Senior Center	Arlington Heights, IL
August 1-4	Turn-On! Chicago	Crowne Plaza Northbrook Hotel	Northbrook, IL
August 8 & 9-12	CWT August Demo &	Chicago School of Woodworking	Chicago, IL
Nov 14 & 15-17	CWT Sept Meeting & Hands On Workshop with Elizabeth Weber	Chicago School of Woodworking	Chicago, IL

Visit the Chicago Woodturners at

